4.1 INTRODUCTION TO INCIDENTS AND ALLEGATIONS OF CHILD SEXUAL ABUSE

Child sexual abuse is complex problem that encompasses psychological, social and legal considerations. Research and theory have sought to understand the various motivations for abuse as well as characteristic offender behaviors that lead up to and occur during abuse. In order to understand child sexual abuse, it is important to understand the motivation to begin offending (the preconditions to child sexual abuse), how child sexual abusers get children to participate in sexual activity ("grooming"), and how and why the abusers are able to maintain this course of abusive actions through rationalizations of the behavior.

When considering why men sexually abuse children and adolescents, researchers have identified a number of preconditions to child sexual abuse. These include, but are not limited to: the offender's "emotional congruence" to youths (the link between the offender's emotional needs and the children's characteristics), low self esteem, deviant sexual arousal, "developmental blockage" (the failure to develop the appropriate social skills and self-confidence necessary to form effective intimate relations with adults), "situational blockage" (when an adult's sexual interests are blocked from normal sexual expression owing to the loss of a relationship or some other transitory crisis), and disinhibition (the factors that help a child sexual abuser overcome his inhibitions so that he allows himself to abuse a child or adolescent, e.g., use of alcohol or other substances).[1] These preconditions are each variable in strength; while some abusers may act out as a reaction to transitory stress, others seem to be driven by such a strong compulsion that situational factors play only a minor role, if any at all.

In order to get the children to go along with the abuse, many child sexual abusers indulge in what is termed "grooming," or premeditated behavior intended to manipulate the potential victim into complying with the sexual abuse.[2] Grooming tactics include verbal, emotional and/or physical intimidation, seduction, and the use of enticements such as candy, money, or other gifts. Emotional manipulation and verbal coercion seem to be the most common tactics used by offenders to groom their victims, including doing favors for the victim in exchange for sex and/or emotionally blackmailing the victim into compliance.[3]

In order for the child sexual abuse to continue, child sexual abusers often rationalize their behavior through "cognitive distortions," or distorted thinking patterns. Like any other type of offender, child sexual abusers may subconsciously use a "neutralization technique" to defuse any feelings of remorse or guilt they have for committing the abusive act or for the consequences of that act.[4] They do so by excusing or justifying their actions, often acknowledging their guilt but not taking responsibility for the acts. Commonly, they blame the victims for their offenses or justify their offenses through the victims' actions.

We used the vast body of research findings in the area of offender characteristics and childhood victimization as a guide in crafting the choice of questions (e.g., the type of enticements used to "groom" children) which would help enable us to understand this sub-group of abusers and, ultimately, their similarities and differences with the distribution of child sexual offenders in the general population.

[1] David Finkelhor, *Child Sexual Abuse: New Theory and Research* (New York: The Free Press, 1984).

[2] American Psychiatric Association, *Diagnostic and Statistical Manual of Mental Disorders: DSM-IV TR* (Washington, D.C.: American Psychiatric Association, 2000).

[3] Douglas W. Pryor, *Unspeakable Acts: Why Men Sexually Abuse Children* (New York, NY: New York University Press, 1996).

[4] Greshan M. Sykes and David Matza, "Techniques of neutralization: A theory of delinquency," *American Sociological Review*, 22 (1957):664-670.

4.2 SUMMARY: CHARACTERISTICS OF THE INCIDENTS OF ALLEGED SEXUAL ABUSE BY CATHOLIC PRIESTS

One of the most important tasks of this report is to provide a better understanding of the situations in which sexual abuse of children by Catholic priests occurred. The purpose of this chapter is to describe who has alleged child sexual abuse in the Church, his or her situational characteristics (e.g., age, gender and family situation), the relationship between the priest and the accuser. and the circumstances of the abuse (when and in what situation the abuse allegedly occurred). Through an appreciation of these characteristics, the Church would be better able to design policies aimed at removing opportunities in which such abuse could occur.

The study produced some important findings about the nature of child sexual abuse in the Catholic Church.

- Unlike in the general population, more males than females were allegedly. In fact, there was a significant difference between genders, with four out of five alleged victims being male.

- The majority of alleged victims were post-pubescent, with only a small percentage of priests receiving allegations of abusing young children.

- The allegations of sexual abuse involved a variety of sexual acts, and most of the priests involved were alleged to have committed multiple acts per victim. Indeed, much of the sexual abuse reported involved serious sexual offenses.

- According to the allegations of sexual abuse, the most frequent context of the sexual incidents occurred during a social event. Additionally, many of the priests with allegations of abuse socialized with the family of the alleged victim.

- The most common place of occurrence was the residence of the priest though incidents of abuse allegedly occurred in a variety of locations.

Whatever the motivation of men to sexually abuse children, the abuse is less likely to occur if there are fewer opportunities for the abuse to happen. This chapter paints a picture of priests who are friendly with the families of their alleged victims and who spend much social time with those they allegedly abused. Several of the priests allegedly bought gifts or gave other types of enticements (e.g., let the youths drive cars or took them to sporting events) to those who made allegations against them. Thus, like in the general population, child sexual abuse in the Catholic Church appears to be committed by men close to the children they allegedly abuse. Many appear to use grooming tactics to entice children into complying with the abuse and the abuse frequently occurs in the home of the alleged abuser or victim.

4.3 CHARACTERISTICS OF CHILDREN WHO ALLEGED SEXUAL ABUSE BY CATHOLIC PRIESTS

This chapter is based on survey data that describes 10,667 incidents of alleged sexual abuse of youths under 18 by a Catholic priest or deacon, at least part of which occurred between the beginning of 1950 and the end of 2002. The following steps were taken to achieve that number:

- Dioceses, eparchies and religious communities submitted 10,822 incident-level surveys based on files for individual priests and deacons who had been accused of child sexual abuse.
- Allegations determined to have been documented by more than one survey have been unified as a single incident-level file.
- 155 surveys that were submitted for allegations made about acts that occurred when the person making the allegation was 18 or older, and about alleged events that occurred or ended before 1950, or that were associated to seminarians or religious brothers not eligible for the study were deleted and diocesan/religious community totals corrected.
- Not all questions were answered on each survey; as a result, each table shows the available responses, with the total changing from table to table.

The extent of childhood sexual victimization is difficult to estimate though it is a phenomenon that has been studied extensively over the last few decades. Despite the claim by many that it occurs in epidemic proportions, most of these studies have disagreed with respect to the true prevalence figure. Prevalence estimates of childhood sex abuse range from 2 to 62 percent, depending largely upon the methodology used in the research design (including the definition of child sexual abuse, sampling procedures, type of questions asked during one-on-one interviews, and gender of the respondents). One analysis of the various studies on victim prevalence found that the overall prevalence for male children who are sexually abused is 13 percent, and the prevalence of female children who are sexually abused ranges from 30 to 40 percent.[1] This study also identified three significant explanations as to why there is such a wide range in childhood sexual victimization rates, including the number of screening questions used to identify abuse victims, the size of the sample, and the year in which the study was conducted.[2]

The results of our study indicated that of all victims whose gender was reported, (Table 4.3.1) 81% were male and 19% were female.

Table 4.3.1 GENDER OF ALLEGED VICTIM

Gender	Count	% of Total
Male	8443	80.9%
Female	1994	19.1%
Transsexual	2	.0%
Total	10439	100.0%

98% of surveys reported on the gender of the alleged victim

Figure 4.3.1 shows the age of the child at the time the abuse occurred or the age at the time the abuse began if it occurred across multiple years. The majority of victims are males between the ages of 11-17, and just over half (50.9%) of all individuals who made allegations of abuse were between the ages of 11-14. The average age of all alleged victims is 12.6. This number has increased by decade, however. In the 1950s the average age was 11. 5; in the 1960s it was 11.99; in the 1970s it was 12.89; in the 1980s it was 13.20; in the 1990s it was 13.87.

Table 4.3.2 represents the age of the alleged victim at the time of the alleged event. If the event continued for multiple years, this table represents the age at which the abuse allegedly began. Each alleged victim is only represented once. Therefore, this table does not represent the duration of abuse or the ages of the alleged victims throughout the time they were abused. For instance, if a child was sexually abused from the age of three to nine, he or she are represented in this table as age three.

Table 4.3.2 VICITM AGE AT TIME OF ALLEGED EVENT

Age in Years	Count	% of Total
1	4	.0%
2	11	.1%
3	22	.2%
4	41	.5%
5	82	1.0%
6	158	1.8%
7	220	2.5%
8	369	4.1%
9	359	4.0%
10	752	8.4%
11	895	10.0%
12	1323	14.7%
13	1141	12.8%
14	1188	13.2%
15	1042	11.6%
16	769	8.6%
17	577	6.5%
Total	8953	100%

83.2% of surveys included the age of the alleged victim at the time the abuse occurred or at the time the abuse began. However, it is important to understand that in retrospective studies, particularly where there is a delay in the reporting of the events, the possibility exists that alleged victims did not remember specific ages when the abuse began. See Section 5.1 for a review of the literature on “telescoping.”

The majority of alleged victims of child sexual abuse lived with both parents.

Table 4.3.2 RESIDENCE / LIVING SITUATION

	Count	% of Total
Mother only	843	11.2%
Father only	81	1.1%
Both parents	5905	78.6%
Brother(s)	29	.4%
Sister(s)	14	.2%
Other guardian	17	.2%
Grandparents	53	.7%
Boarding school	172	2.3%
Foster parents	29	.4%
Orphanage	159	2.1%
Priests' home	67	.9%
Church-related residence	53	.7%
Other	92	1.2%
Total	7514	100%

[1] Rebecca Bolen and Maria Scannapieco, "Prevalence of Child Sexual Abuse: A Corrective Metanalysis" *Social Service Review* (1999): 281.

[2] Bolen and Scannapieco.

4.4 CHARACTERISTICS OF ACTS OF SEXUAL ABUSE BY CATHOLIC PRIESTS

Many efforts have been made to assess the abuse experiences of those who have been victims of child sexual abuse, from attempts at some national level data to small clinical studies done on a few survivors. These studies generally tend to chronicle the types of behaviors engaged in by child sexual abusers, and primarily report percentages of the sample that experienced each form of abuse (e.g., intercourse, oral sex, fondling, pornography). A number of studies have compared male and female victims, although most of the male victim samples have been too small to allow for broad generalizations.

Looking at Table 4.4.1, it is clear that many of the allegations of abuse include more than one type of sexual act. Several points are significant:

- The categories are not mutually exclusive. In other words, the abusers could have committed multiple types of abuses.

- Very few priests have allegations of only the least severe of the abuses. Only 148 priests (2.9%) allegedly committed act of verbal abuse and/or pornography offenses without more severe offenses. Only 395 priests (9.0%) allegedly committed offenses involving touching over the clothes only without also committing a more severe offense.

- Touching under the victim's clothes is the most common act alleged. However, only 695 (15.8%) priests committed that as the only or the most serious of their alleged offenses. This means that when this abuse was alleged, it usually included a more serious offense as well.

Table 4.4.1 ALLEGED ACTS OF ABUSE, BY GENDER

Behavior Alleged	GENDER		Combined	
	Males	Females	Totals	
Verbal (sexual talk)	880	215	1095	1095
	11.5%	12.1%	12%	
Shown Pornography	221	9	230	
	2.9%	.5%	2.4%	
Shown Porn videos	142	6	148	
	1.9%	.3%	1.6%	
Touch Over Cleric's Clothes	698	165	863	
	9.1%	9.3%	9.2%	
Touch Over Victim's Clothes	2834	685	3519	
	37.1%	38.5%	37.3%	
Touch Under Victim's Clothes	3249	696	3945	
	42.5%	39.1%	41.8%	
Cleric Disrobed	930	174	1104	
	12.2%	9.8%	11.7%	
Victim Disrobed	1095	302	1397	
	14.3%	17.0%	14.8%	
Photos of Victim	167	31	198	
	2.2%	1.7%	2.1%	
Sexual Games	50	5	55	
	.7	.3	.6	
Hugging & Kissing	322	175	497	
	4.2%	9.8%	5.3%	
Masturbation	662	71	773	
	8.7	4.0	7.8	
Mutual Masturbation	1047	29	1076	
	13.7	1.6	11.4	
Cleric Perform Oral Sex	1182	274	1456	
	15.5	15.4	15.4	
Victim Performed Oral Sex	79	115	910	
	10.4	6.5	9.7	
Manual Penetration	192	195	387	
	2.5	10.9	4.1	
Penetration with Object	61	26	87	
	.8	1.5	.9	
Penile Penetration	985	212	1197	
	12.9	11.9	12.7	
Group or Coerced Sex	47	3	50	
	.6	.2	.5	
Unspecified Sex Act	932	204	1136	
	12.2	11.5	12.1	
Other	487	87	574	
	6.4	4.9	6.1	
No Record	804	172	976	

The is a Multiple Response Table. The categories are not mutually exclusive.

The category of "other" includes a wide array of behaviors, including voyeuristic and sadistic acts. Unspecified sex act refers to surveys that indicate sexual acts but do not identify particular acts.

The majority of allegations of sexual abuse are made against priests who allegedly committed abusive acts more than one time. Only slightly more than one quarter (29%) of the allegations involve only a single instance of abuse.

Table 4.4.2 NUMBER OF TIMES ABUSED, PER VICTIM

No. of times abused	Count	Percent
Once	2759	29%
More than once	1734	18.3%
Numerous times	4978	52.6%
Total	9469	100%

	100.0	100.0

Child sexual abusers who plan their abusive acts indulge in what is termed "grooming" behavior. Grooming is a pre-meditated behavior intended to manipulate the potential victim into complying with the sexual abuse. Some methods by which child sexual abusers approach and initiate sexual activity with their victims include verbal and/or physical intimidation, seduction, emotional blackmail, and the use of enticements such as candy, money, or other gifts The tactics used by offenders depend somewhat on the potential victim's response to the tactic. If an offender encounters little to no resistance from the potential victim, he will continue to use the same tactic repeatedly. If, however, some resistance is encountered, the offender may either change the tactic and/or become more forceful in his endeavor. Table 4.4.3 shows the number of priests who allegedly threatened those who accused them of abuse, while Table 4.4.4 shows this broken down by gender.

Table 4.4.3 THREATS BY VICTIM'S GENDER

Victim Threatened?	Row Totals		
	Male	**Female**	**Total**
Yes	619	208	827
	7.3	10.4	7.9
No	3842	1032	4875
	45.5	51.8	46.7
No Information	3982	754	4737
	47.2	37.8	45.4
Column Totals	8443	1994	10439

Table 4.4.5 TYPE OF THREATS BY VICTIM'S GENDER

	Count %		
Type of Threat	**Gender**		**Row Totals**
	Male	**Female**	
Physical Threat With Weapon	30	13	43
	3.7	5.0	4.0
Physical Threat Without Weapon	74	21	95
	9.0	8.1	8.8
Verbal (Harm to Victim)	176	65	241
	21.5	25.0	22.3
Verbal (Harm to Cleric)	32	8	40
	3.9	3.1	3.7
Threatened Family	26	12	38
	3.2	4.6	3.5
Threatened Exposure	65	24	89
	7.9	9.2	8.2
Spiritual Manipulation	170	55	225
	20.7	21.2	20.8
Other	128	40	168
	15.6	15.4	15.6
All of the Above	119	22	141
	14.5	8.5	13.1
Column Totals	820	260	1080
	100.0	100.0	100.0

Gifts and enticements to participate is sexual behavior are common methods of grooming potential victims. Tables 4.4.6 and 4.4.7 show the extent of and types of gifts and enticements made to alleged victims.

Table 4.4.6 GIFTS TO VICTIM

Gifts to Victim	Count	Percent
Yes	837	8.2%
No	3769	36.8%
No Information	5633	55%
Column Totals	10239	100%

Table 4.4.7 ENTICEMENTS OFFERED BY PRIEST

Enticement Label	Count	% of Responses	% of Cases
Allowed to Stay Up	129	4.3%	7.1%
Allowed to Drive	148	5.0%	8.1%
Access to Pornography	150	5.0%	8.2%
Special Church Activities	85	2.9%	4.7%
Alcohol/Drugs	706	23.7%	38.6%
Take to Sports or Recreation	425	14.3%	23.3%
Stay Overnight with Cleric	558	18.8%	30.5%
Sports-Related	22	.7%	1.2%
Travel	63	2.1%	3.4%
Food	27	.9%	1.5%
Toys, Other Gifts	6	.2%	.3%
Money	376	12.6%	20.6%
Other	280	9.4%	15.3%

Note: Multiple Response Variables
8,760 Missing Cases; 1827 Valid Cases

Some sex offenders in the general population use alcohol or drugs as a disinhibitor, or as a way to reduce their inhibitions and allow them to offend with lower feelings of guilt and shame. Some sex offenders also offer drugs and/or alcohol to their victims to entice them to participate in sexual behavior. Tables 4.4.8 and 4.4.9 display drug use by alleged offenders and victims respectively. behavior.

Table 4.4.8 DRUG/ALCOHOL USE BY PRIEST

Priest Used Drugs/Alcohol	Count	%
Yes	984	9.3%
No	3578	33.8%
No Information	6019	56.9%
Column Totals	10581	100.0%

Table 4.4.9 DRUG USE BY VICTIM

Victim Used Drugs/Alcohol	Count	%
Yes	845	8.0%
No	4769	45.0%
No Information	4971	47.0%
Column Totals	10585	100.0%

4.5 CIRCUMSTANCES OF THE ABUSE ALLEGATIONS

The following section describes characteristics of the alleged abuse. Information from this section was obtained through the surveys of the incidents completed for each allegation of abuse of a child by a priest or deacon. These data present contextual factors associated with the reported incidents including where and when the event took place. This section also described the relationships of the priests: their work assignment at the time the abuse was alleged to have occurred, their relationship (if any) with the family of the child involved and whether the priest was alleged to have abused siblings of the child as well.

These variables paint a picture of the circumstances surrounding reported incidents of abuse, which may aid clinicians in their understanding of such behaviors in the population of priests who abuse children. Most importantly, however, these factors may be useful in designing policies and procedures to prevent abuse from occurring in the future. Table 4.5.1 represents the decades in which the abuse allegedly occurred, or the date it began if it occurred over multiple decades.

Table 4.5.1...ALLEGED INCIDENTS, BY DECADE

Decades	*Count*	*Percent*	*Cumulative Percent*
1950s	913	9.94%	9.94%
1960s	2402	26.14%	36.08%
1970s	3245	35.32%	71.4%
1980s	2048	22.29%	93.69%
1990s	500	5.44%	99.13%
2000-2002	80	.87%	100%
Total	**9188**	**100.0**	

This table summarizes the total numbers of acts alleged by the decade when they began. It is important to note that it does not include the duration of the alleged abuse if it occurred in more than one time period.

As Table 4.5.2 makes clear, the majority of priests, approximately 67% were serving as either the pastor or associate pastor in their parish when the abuse was alleged to have occurred. A little over 10% of priests were resident priests at the time and approximately 9% were serving in the parish in some other capacity. Thus, the bulk of incidents were reported to have occurred in the context of the priest serving in some capacity within the parish. Other roles, such as teacher in a school were present, but explain far fewer incidents.

Table 4.5.2 PRIEST'S PRIMARY FUNCTION AT TIME OF ALLEGED INCIDENT

Priest's Function	*Count*	*Percent of accused priests*
Pastor	2450	25.08%
Associate Pastor	4137	42.34%
Resident Priest	1019	10.43%
Teacher (grades 1-8)	55	.56%
Teacher (grades 9-12)	649	6.64%
Seminary Administrator/Faculty	182	1.86%
Chaplain	264	2.70%
Bishop, Vicar, Chan., Card.	33	.34%
Deacon or Seminarian	72	.74%
Other Parish Roles	870	8.91%
Relative of alleged victim	39	.40%
Total	**9770**	**100%**

Some priests were serving multiple functions in the community at the time allegations were made against them. This list, however, included the primary function of the priests at the time of their allegations.

Table 4.5.3 contains categories representing reported incidents of abuse, some of which were single- instances and others based upon multiple instances of abuse over a period of time. Therefore, some incidents reflect abuse in more than one location. However, the most commonly reported location where the incident took place was the priest's residence/parish residence. This was the location of at least one instance of abuse for 41 %f of reported allegations. Incidents were reported to have occurred in the church in approximately 16% of the cases, and in the victim's home in approximately 12% of the cases. In almost one quarter of the cases, no record of location was reported.

Table 4.5.3 LOCATION OF ABUSE

	Count	**Percent of cases**
In school	939	10.3%
In a hotel room	675	7.4%
Retreat house	133	1.5%
Priest's home / Parish residence	3730	40.9%
Vacation house	941	10.3%
Other residences (friends, family, etc.)	49	.5%
Congregate residences	51	.6%
In victim's home	1131	12.4%
Priest's office	685	7.5%
In church	1483	16.3%
In the hospital	75	.8%
In a car	897	9.8%
Outings (camp, park, pool, etc.)	757	8.3%
Other location	571	6.3%
No record of location	2109	23.1%

This is a multiple response table. The categories are not mutually exclusive since an incident of abuse may have taken place over time and in more than one place,

Table 4.5.4 shows the situations when the abuse allegedly occurred. These varied widely. Social events were the most common context (20%), followed by travel with the priest (17.8%) and visiting or working at the rectory or priest's place of residence (approximately 15%), and travel with the priest to church-related activities. It should be noted that 168 (or almost 2 percent of incidents) were alleged to have occurred during the sacrament of reconciliation. No record of the situation when abuse occurred was present in 30% of cases.

Table 4.5.4 SITUATIONS WHEN THE ABUSE ALLEGEDLY OCCURRED.

	Count	**Percent of cases**
During a retreat	100	1.0%
Church service (before, during, after)	687	7.2%
During travel	1702	17.8%
During counseling	677	7.1%
During social event	1953	20.4%
During reconciliation	168	1.8%
During sporting event	442	4.6%
Outings	296	3.1%
School hours	492	5.1%
Church service/training	39	.4%
Priest visited home of alleged victim	394	4.1%
Hospital visit	13	.1%
Visiting/working at priest's home/rectory	1405	14.7%
Other	752	7.9%
No record of time	3035	31.8%

This is a multiple response table. The categories are not mutually exclusive, since an incident of abuse may have taken place over time and in more than one place

Table 4.5.5 indicates the relationship between the allegedly abusive priest and the family of his alleged victim. In a little less than half of the cases, no relationship was reported, but in just over one quarter of the cases, records indicated that the priest engaged in a social relationship with the alleged victim's family.

Table 4.5.5 PRIEST/FAMILY SOCIAL RELATIONS

Did the priests social with the alleged victim's family?	**Count**	**Percent**
Yes	2621	25.6%
No	2637	51.3%
No information given	4991	100.0%

This is a multiple response table. The categories are not mutually exclusive, since an incident of abuse may have taken place over time and in more than one place.

Table 4.5.6 describes the way in which the priests socialized with their alleged abusers' families. In cases where there was information in the records to indicate that the family of the child socialized with the priest, the majority of socializing, approximately 80%, reportedly occurred in the family's home. A little under half off the socializing was reported to have occurred at the church or in activities sponsored by the Church. Records indicated that in almost a quarter of reported incidents, families socialized with the priest in his residence. It should be noted that these were not mutually exclusive categories, so many families saw the priest socially in one of several contexts.

Table 4.5.6 TYPE OF PRIEST/FAMILY SOCIALIZING

Type of socializing	Count	Percent
In the church	702	27.5%
In his residence	620	24.3%
Vacations/social activities	436	17.1%
Church day activities	537	21.0%
In family's residence	2031	79.6%
Other	152	6.0%

This is Multiple Response Table. Categories are not mutually exclusive.

Table 4.5.7 describes the number of alleged victims whose siblings were also allegedly abused. This Information was available in about 60% of reported cases. In 1,842 cases, or 17% of all incidents, siblings of the alleged victim were also alleged to have been abused by the priest.

4.5.7 SIBLINGS ABUSED

Were any of the alleged victim's siblings abused?	Count	Percent
Yes	1842	29%
No	4508	71%
Total	6350	100.0%

THE RESPONSE FROM DIOCESES AND RELIGIOUS COMMUNITIES

5.1 INTRODUCTION TO THE REPORTING OF CHILD SEXUAL ABUSE

Every published empirical study on the disclosure of child sexual abuse indicates that a high percentage of those child sexual abuse victims who report their abuse to authorities delay disclosure of their abuse, and that a significant number of children do not disclose the abuse at all[1]. The delay between the initial occurrence and the subsequent disclosure of the abuse varies, depending on a number of factors such as the abused child's age at the time of abuse, the relationship between the perpetrator and the child, the gender of the child, the severity of the abuse, developmental and cognitive variables related to the abused, and the likely consequences of the disclosure.

Consequently, child sexual abuse is significantly underreported. When victims do report that they were abused, they often do so years after the abuse occurred. Adult retrospective studies of childhood sexual abuse underline the delay in disclosure. In a study of 228 adult female victims of childhood incest who were predominantly abused by males, Roesler and Weissmann-Wind found that the average age of first abuse was 6 years, and the abuse lasted on average 7.6 years. Only one-third of the subjects in this sample disclosed the abuse before the age of 18, and the average age of disclosure was 25.9.[2] Arata found that only 41% of the 204 female participants in her study, whose average age at the time of victimization was 8.5, disclosed the abuse at the time it occurred.[3] Lawson and Chaffin found that only 43% of their child subjects disclosed their abuse when they were initially interviewed.[4] Lamb and Edgar-Smith conducted a study with 45 adult female and 12 adult male victims of childhood sexual abuse, and they found that although the average age at the time of victimization was 10, 64% of the victims disclosed their abuse in adulthood.[5] In a study of childhood rape of girls, Smith, Letourneau, and Saunders found that approximately half of the women waited more than eight years to disclose the abuse. [6]

If abuse is reported years after it occurred, there may be errors in the accuracy of the report due to "telescoping", or the likelihood that an individual will report the event as happening earlier or later than it actually occurred.7 Several social science studies have tested the telescoping phenomenon. Several studies found that forward-telescoping, or recalling an event that occurred prior to the reporting period in question, is more prevalent than backward telescoping.8 One study showed that memory disorientations, such as telescoping, occur more often in survey respondents 55 years or older than respondents less than 55 years of age.9 Another study portrayed survey participants as showing a tendency to forward-telescope events that were prominent in their lives.10 In other words, these survey respondents showed a higher likelihood of recalling significant life events, such as crime victimization, as occurring more recently in time than the event actually did. Yet another study examined the existence of telescoping in crime victimization surveys, and found that non-reported incidents were

telescoped by respondents to a slightly greater extent than incidents reported to the police.[11] This notion reveals a propensity for crime victims to telescope forward victimizations from their past, particularly if the crime was never reported to the police or criminal justice officials. Though telescoping has consistently been an issue in temporal reporting of a variety of abuses[12], no empirical studies have examined this problem specifically with sexual abuse disclosure.

The process of disclosing childhood sexual abuse varies, though it is often described within two axes: as purposeful or accidental and as spontaneous or prompted.[13] DeVoe and Coulborn-Faller found that child subjects in their study required assistance with disclosure.[14] Sorenson and Snow noted that accidental disclosure was more common in preschool children, whereas purposeful disclosure was more common in adolescents. They also found four stages of disclosure in their retrospective study of 630 subjects who were aged three to 17 at the time of abuse: denial, disclosure (tentative and active), recantation and reaffirmation. These researchers also found that 72% of their subjects originally denied the abuse; 78% of the subjects who tentatively revealed their abuse progressed to active disclosure; 22% recanted their reports, and of those who recanted 93% later reaffirmed the original report.[15] Lawson and Chaffin found that a significant factor in the disclosure process was the belief of the caretaker in the veracity of the disclosure.[16] Bradley and Wood's research also supported the notion that the role of the caretaker is essential. Although recantations of disclosure were rare in their sample, they found that 50% of children who recanted did so under pressure from a caretaker. [17]

One model of child sexual abuse, the Child Sexual Abuse Accommodation Syndrome, is intended to help explain the hindrance to disclosure (Summit, 1983). This syndrome is not intended to be diagnostic, but rather as a clinical tool to assist in putting abuse victim behavior in context. It consists of five components: secrecy (the abuse occurs when the victim and perpetrator are alone, and the perpetrator encourages the victim to maintain secrecy); helplessness (children are obedient to adults and will usually obey the perpetrator who encourages secrecy); entrapment and accommodation (once the child is helplessly entrenched in the abusive situation, he or she assumes responsibility for the abuse and begins to dissociate from it); delayed disclosure (because the victims who report child sexual abuse often wait long periods of time to disclose, their disclosures are subsequently questioned); and retraction (as in the recantation stage described by Sorenson and Snow, the victims may retract their disclosures of abuse after facing disbelief and lack of support after their disclosure).[18] Of course, not all victims react in predicted ways, but some broad patterns can be discerned.

FACTORS INFLUENCING DISCLOSURE

VICTIM'S RELATIONSHIP TO THE PERPETRATOR

If the perpetrator is a relative or acquaintance, victims of child sexual abuse are less likely to report the offense, or they are likely to disclose the abuse after a delay.[19]

In Arata's study, 73% of the victims did not disclose the abuse when the perpetrator was a relative or stepparent, and 70% did not disclose when the perpetrator was an acquaintance.[20] Goodman-Brown, Edelstein, and Goodman found that those children who felt responsible for the abuse, often because the abuse occurred within the family, took longer to report the abuse.[21] Wyatt and Newcomb found that the women who did not disclose their abuse to

anyone were likely to have been closely related to the perpetrator and abused in close proximity to their home.[22]

Severity of sexual abuse

Research results vary in regard to disclosure of abuse in relation to the severity of that abuse. Arata found that child victims who experienced more severe levels of sexual abuse were less likely to disclose this type of abuse.[23] This is consistent with the findings of Gries, Goh, and Cavanaugh, who reported that fondling was reported by 80% of their subjects who disclosed.[24] In contrast, however, Hanson found that of their 341 adult females who were victims of childhood rape, the more severe assaults were likely to be reported.[25] DiPietro et al (1998) also found that contact sexual offenses were those most commonly reported in their sample of 76 children.[26]

Developmental and cognitive variables

Lamb and Edgar-Smith speculate that "more astute" children may not disclose because they may "anticipate unsupportive reactions".[27] They also maintain that such children may wait until adulthood to disclose when they can choose appropriate people to tell. White et al (1986), as cited in Campis et al (1993), found that older victims of child sexual abuse were less likely to disclose than their younger counterparts and noted that the knowledge of social consequences was a significant hindrance to disclosure.[28] Keary and Fitzpatrick concluded that children over the age of five, who had previously disclosed sexual abuse, were more likely to disclose this information during formal assessment, but the converse was true for children under five.[29] Similarly, DiPietro (2003:140) found that "developmental maturation clearly facilitates" disclosure.[30]

Fear of negative consequences

Sorenson and Snow found that fear of further harm had an impact on a child's motivation to disclose abuse and that child victims often only felt safe enough to disclose after the departure of the perpetrator.[31] Berliner and Conte also noted that the fear about perceived reactions of others prevent some children from disclosing sexual abuse.[32] Roesler and Weissmann-Wind found that 33.3% of their subjects did not disclose their abuse during childhood because they feared for their safety. They also found that 32.9% of their subjects did not report their abuse during childhood because they felt guilt or shame as a result of the abuse.[33]

Gender differences

DeVoe and Coulborn-Faller; Gries, Goh, and Cavanaugh; Lamb and Edgar-Smith; and Walrath, Ybarra, and Holden all found that girls are more likely to report abuse than boys.[34] Reinhart found that sexual abuse of males was more likely to be disclosed by a third party.[35] There are no methodologically sound empirical studies that indicate that males disclose at a higher rate than females. Gender does not appear to be as important, however, as victim-perpetrator relationship in disclosure of abuse (Paine and Hanson, 2002).

[1] For a comprehensive review of the literature on disclosure of childhood sexual abuse, see Paine, M.L. and Hansen D.J. (2002) Factors influencing children to self-disclose sexual abuse. *Clinical Psychology Review*. 22: 271-295.
[2] Roesler, T.A., & Weisssmann-Wind, T.A. "Telling the Secret: Adult Women Describe Their Disclosures of Incest," *Journal of Interpersonal Violence* 9 (3, 1994): 327-338.

[3] Arata, C M. "To Tell or Not to Tell: Current Functioning of Child Sexual Abuse Survivors who Disclosed Their Victimization," *Child Maltreatment: Journal of the American Professional Society on the Abuse of Children* 3 (1, 1998): 63-71.

[4] Lawson, L., & Chaffin, M. "False Negatives in Sexual Abuse Disclosure Interviews: Incidence and Influence of Caretaker's Belief in Abuse in Cases of Accidental Abuse Discovery by Diagnosis of STD," *Journal of Interpersonal Violence* 7 (4, 1992): 532-542.

[5] Lamb, S., & Edgar-Smith, S. "Aspects of Disclosure: Mediators of Outcome of Childhood Sexual Abuse," *Journal of Interpersonal Violence* 9 (3, 1994): 307-326.

[6] Smith, D.W., Letourneau, E.J., & Saunders, B.E. "Delay in Disclosure of Childhood Rape: Results From a National Survey," *Child Abuse & Neglect* 24 (2, 2000): 273-287.

7 Sudman & Bradburn, (1973), as cited in Schneider, Anne L. & Sumi, David. "Patterns of Forgetting and Telescoping." *Criminology*. Vol. 19, No. 3. (November 1981): p. 401.
8 Schneider et al., (1978); NRC, (1976), as cited in Schneider, Anne L. & Sumi, David. "Patterns of Forgetting and Telescoping." *Criminology*. Vol. 19, No. 3. (November 1981): p. 401. This article discusses telescoping patterns as well as the Portland Forward Records Check.
9 Sudman & Bradburn (1974), as cited in Gottfredson, Michael R. & Hindelang, Michael J. "A Consideration of Telescoping and Memory Decay Biases in Victimization Surveys." Journal of Criminal Justice. Vol. 5. (1977): p. 206. This article describes characteristics and tendencies of telescoping commonly found in social science research.
10 Neter & Waksberg, (1964), as cited in Gottfredson, Michael R. & Hindelang, Michael J. "A Consideration of Telescoping and Memory Decay Biases in Victimization Surveys." Journal of Criminal Justice. Vol. 5. (1977): p. 206. This article describes characteristics and tendencies of telescoping commonly found in social science research.
11 Schneider et al., (1978); NRC, (1976), as cited in Schneider, Anne L. & Sumi, David. "Patterns of Forgetting and Telescoping." Criminology. Vol. 19, No. 3. (November 1981): p. 409. This article discusses telescoping patterns as well as the Portland Forward Records Check.
12 Skogan, (1975), as cited in Levine, James P. "The Potential for Crime Overreporting in Criminal Victimization Surveys." Criminology. Vol. 14, No. 3. (November 1976): p. 318; Schneider et al., (1978), as cited in Schneider, Anne L. & Sumi, David. "Patterns of Forgetting and Telescoping." Criminology. Vol. 19, No. 3. (November 1981): p. 402.
[13] Devoe, E.R., & Coulborn-Faller, K. "The Characteristics of Disclosure Among Children who May Have Been Sexually Abused," *Child Maltreatment: Journal of the American Professional Society on the Abuse of Children* 4 (3, 1999): 217-227; Reinhart, M.A. "Sexually Abused Boys," *Child Abuse & Neglect* 11 (2, 1987): 229-235; and Sorenson, T., & Snow, B. "How Children Tell: The Process of Disclosure in Child Sexual Abuse," *Child Welfare* 70 (1, 1991):

[14]Devoe & Coulborn-Faller, p#
[15] Sorenson and Snow, p # 4.
[16] Lawson and Chaffin, p#
[17] Bradley, A.R., & Wood, J.M. "How Do Children Tell? The Disclosure Process in Child Sexual Abuse," *Child Abuse & Neglect* 20 (9, 1996): 881-891

[18] Summit, R.C. "The Child Sexual Abuse Accommodation Syndrome," *Child Abuse & Neglect* 7 (2, 1983): 177-193.

[19] Arata, p#; Elisabeth Kahl, Desmond K. Runyan, and Doren D. Fredrickson, "Predictors of Disclosure During Medical Evaluations for Suspected Sexual Abuse," *Journal of Child Sexual Abuse* 6 (1, 2003): 133-142; Rochelle F. Hanson, Heidi S. Saunders, Benjamin E. Saunders, Dean G. Kilpatrick, and Connie Best, "Factors Related to the Reporting of Childhood Rape," *Child Abuse & Neglect* 23 (6, 1999): 559-569; Smith Letourneau and Saunders, p#; and Wyatt, G.E., & Newcomb, M.D. "Internal and External Mediators of Women's Sexual Abuse in Childhood," *Journal of Consulting & Clinical Psychology* 58 (6, 1990): 758-767.

[20] Arata, p#
[21] Goodman-Brown, T.B., Edelstein, R.S., & Goodman, G.S. "Why Children Tell: A Model of Children's Disclosure of Sexual Abuse," *Child Abuse & Neglect* 27 (5, 2003): 525-540.

[22] Wyatt & Newcomb, p#
[23] Arata, p#

[24] Gries, L.T., Goh, D.S., & Cavanaugh, J. "Factors Associated With Disclosure During Child Sexual Abuse Assessment," *Journal of Child Sexual Abuse* 5 (3, 1996): 1-20.

[25] DiPietro, P#

[26] Hanson, 566

[27] Lamb & Edgar Smith, 321.

[28] Campis, L.B., Hebden-Curtis, J., & DeMaso, D.R. "Developmental Differences in Detection and Disclosure of Sexual Abuse," *Journal of the American Academy of Child & Adolescent Psychiatry* 32 (5, 1993): 920-924.

[29] Keary, K., & Fitzpatrick, C. "Children's Disclosure of Sexual Abuse During Formal Investigation," *Child Abuse & Neglect* 18 (7, 1994): 543-548.

[30] Dipietro 2003 p. 140

[31] Sorenson & Snow, P#
[32] Berliner, L., & Conte, J.R. "The Effects of Disclosure and Intervention On Sexually Abused Children," *Child Abuse & Neglect* 19 (3, 1995): 371-384.

[33] Roesler & Weissmann-Wind, P#
[34] Walrath, C., Ybarra, M., & Holden, E.W. "Children With Reported Histories of Sexual Abuse: Utilizing Multiple Perspectives to Understand Clinical and Psychosocial Profiles," *Child Abuse & Neglect* 27 (5, 2003): 509-524.

[35] ReinHart, P#

5.2 REPORTING OF ALLEGATIONS OF SEXUAL ABUSE

The shape of the distribution of incidents of alleged abuse, as was shown in Figure 2.3.1 in Part Two of this report, follows a regular curve, rising steadily from 1950 to its height in the mid-1970s and then steadily decreases until the end of the study period. Although the reporting of child sexual abuse follows a completely different pattern, as is shown in Figure 5.2.1, the distribution of abuse allegations over time that are reported in the peak year 2002, are not different from the overall pattern of events. As Figure 5.2.2 shows, the curve is very similar to that shown for all allegations.

Figure 5.2..1 YEAR OF ABUSE REPORT

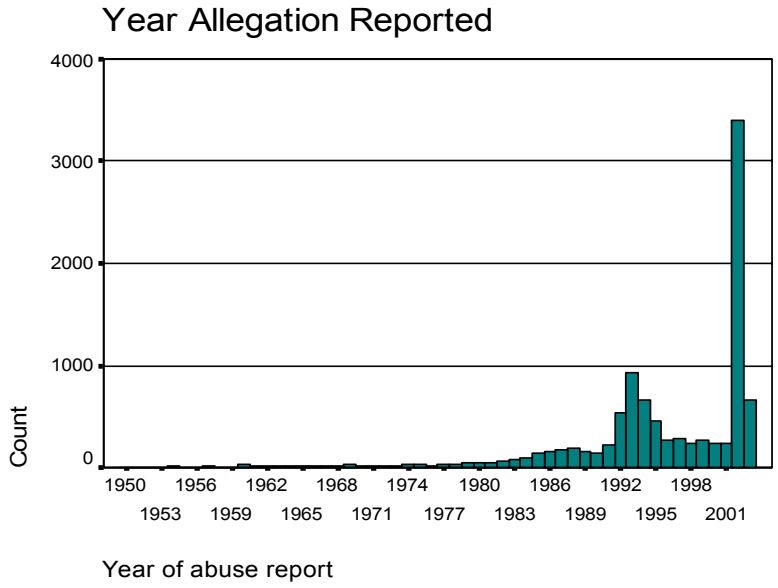

Figure 5.2..2 CASES REPORTED IN 2002, BY BEGIN DATE

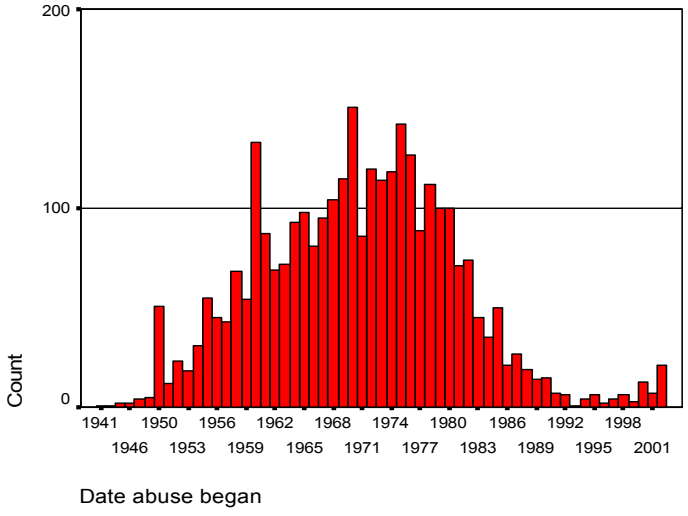

Table 5.2.1 INCIDENT BEGIN DATES REPORTED IN 2002 COMPARED TO ALL INCIDENTS

Decade	***Overall Count***	***Percent***	***Percent in 2002***
1950 - 1959s	939	9.7%	416 / 13.3%
1960 - 1969s	2533	26.1%	966 / 30.7%
1970 - 1979s	3445	35.5%	1196 / 36%
1980s - 1989	2074	20.6%	473 / 15%
1990s - 2003	603	6.2%	95 / 2.8%
Total	9714		

Table 5.2.2 ABUSE REPORTS BY DECADE

Decade	***Overall Count***	***Percent***
1950s	53	.5%
1960s	190	1.8%
1970s	266	2.6%
1980s	1146	11.2%
1990s	4022	39.4%
2000 - 2002	4533	44.4%
Total	10, 210	100%

Figure 5.2.2 TIME FROM INCIDENT TO REPORT

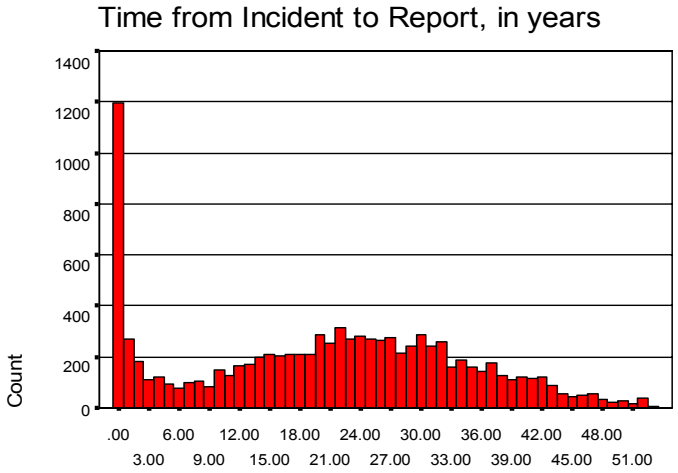

Half of the incidents of abuse were reported by individuals who experienced the victimization. Attorneys reported one in five incidents, followed by family members, who reported approximately 17%.

Table 5.2.3 SOURCE OF ABUSE REPORT

Who reported?	Count	Percent
Victim	5327	51.6%
Teacher	36	.3%
Cleric	278	2.&%
Parent/Guardian	1450	14.1%
Police Officer	174	1.7%
Lay Person	202	2%
Doctor	28	.3%
Attorney	2165	21%
Self-report	174	1.7%
Other	104	1%
Siblings/Other family	328	3.2%
Anonymous	12	.1
Counselor/Therapist	40	.4
Total	10318	100%

The reports of abuse came to the Church in many and varied ways. Phone calls and letters were the most commons forms of contact, followed by a legal filing by an attorney.

5.2.4 FORM OF ABUSE REPORT

How was the abuse reported?	Count	Percent
Called Parish	290	2.7
Signed letter to parish	97	.9
Anon. letter to parish	6	.1
In person/parish	189	1.8
Told trusted cleric	658	6.2
Media	114	1.1
Called diocese	3216	30.2
Signed letter to diocese	2433	22.8
Anon. Letter to diocese	107	1.0
In person/diocese	709	6.6
Called P/MS	299	2.8
Signed letter to P/MS	171	1.6
Anon. Letter to P/MS	13	.1
Legal filing	1118	10.5
Other	281	2.6
Diocese contacted victim	10	.1
Other unrelated adult	35	.3
Cleric self-reported	86	.8
Police/any CRJ	246	2.3
SNAP, victim hotline	34	.3
School representative	33	.3
Total	10144	95.1

5.3 ACTIONS OF DIOCESES AND RELIGIOUS COMMUNIES FOR PRIESTS WITH UNSUBSTANTIATED ALLEGATIONS

Figure 5.3.2 outlines the unsubstantiated complaints of child sexual abusers.

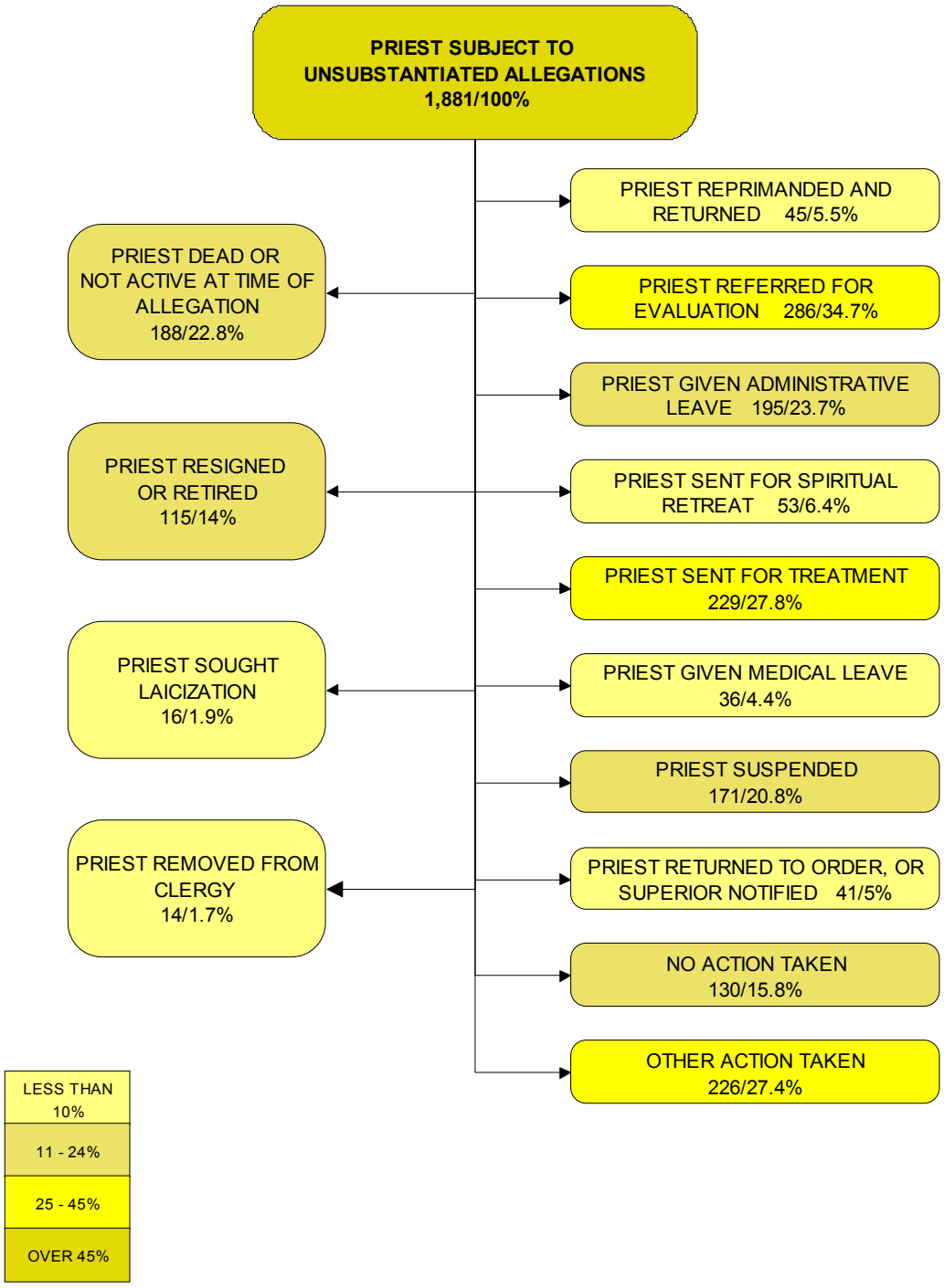

5.4 SEX OFFENDER TREATMENT

Although the majority of the priests and deacons accused of child sex abuse have only one allegation, there were two types of who had inspired more concern – those priests who had more than multiple victims and those who abused one victim for a lenghty period of time. The aims and types of treatment for sexual offenders have changed significantly throughout the past century, which is important when understanding the types of treatment clergy have undergone since the 1950s. In the early 20th century, psychologists thought sexual offending was the result of individual psychological conflicts. As a result, many of the first treatments were psychoanalytic in nature. They were based upon a model which implied that offending was out of the individual's control. Early psychoanalysts believed that if treatment were to occur it would have to be lengthy in order to adequately address and resolve the problem. [1]

In the 1950s, psychological methods of treatment for sexual offenders began to change.[2] Many researchers at this time believed that deviant sexual practices resulted from deviant sexual arousal, and therapeutic practices were developed to modify deviant fantasies. They took various forms, such as operant conditioning,[3] aversion therapy,[4] orgasmic reconditioning,[5] and shaping.[6] The focus was not only on modifying serious sexual fantasies, such as those about children, but also on eliminating homosexual desires.

The first behavioral treatment programs were limited in scope and concentrated upon single elements of deviant behavior. Some researchers then expanded upon these and made the programs multi-modal in nature. Through the addition of treatment components, such as social skills training, clinicians attempted to address the many factors shown by research to be associated with offending behavior. Treatment providers such as Abel recognized that sex offenders evidenced a high prevalence of cognitive distortions, or thought processes that allowed the offenders to neutralize their feelings of guilt and shame. He and other treatment providers began to modify behavioral treatment programs so that they were cognitive-behavioral in nature in order to address these distortions.[7] In the 1980s, the cognitive behavioral treatment programs were further expanded to include the therapeutic technique of relapse prevention, which is a strategy for maintaining treatment-induced changes through self-management. This was originally developed as a model for controlling substance abuse and was later adapted by Pithers et al. to address deviant sexual behavior. Relapse prevention is said to be one of the most important developments for sex offender research of that decade since offenders were finally trained to recognize and manage their own fantasies and behavior.[8] Other developments in the 1980s involved cognitive restructuring, victim empathy training, the refinement of sexual arousal monitoring, and an increased validity of phallometric testing (a measure of arousal assessment).[9] The most significant addition to treatment in the 1990s was the use of the polygraph. Though polygraph results are generally not admissible trials of guilt or innocence, the polygraph does produce usable information about deception and gives treatment providers deeper insight into the acts committed by offenders and shows whether they are being truthful during the treatment programs.

Although it is clear that there is no cure for sex offenders, certain treatment regimes appear to be successful at reducing rates of recidivism for certain types of offenders.

Unfortunately, it is not possible to present definitive statistics on the reduction of recidivism due to the numerous methodological problems associated with sex offender treatment

Table 5.4.1. TYPE OF SEX OFFENDER TREATMENT

Type of Treatment	Count	Percent
Specialized program for clergy sex offenders	666	41
Specialized program for sex offenders	212	13.1
General treatment/program	283	17.4
Individual psychological counseling	679	41.8
Psychotherapy	412	25.4
Relapse prevention program	170	10.5
Evaluation,but not treatment	293	18.0
Spiritual counseling	224	13.8
Other	97	6.0
Total	3036	186.9

Individual priests often received multiple forms of treatment either simultaneously or consecutively. This table describes 3,036 treatments/evaluations of 1,624 Priests.

Table 5.4.4. TREATMENT FACILITY

Facility	*Count*	*Percent*
BMI-Atlanta, GA	8	.6
IRC-Chicago, IL	50	3.6
JHM-Baltimore, MD	10	.7
PCS-Cincinnati, OH	5	.4
SLI-Suitland, MD	465	33.4
SP-St. Louis, MO	115	8.2
SCI-Splendora, TX	23	1.6
S-Ontario, CAN	113	8.1
SP-Jemez Springs, NM	197	14.1
SP-Albuquer Villa, NM	36	2.6
SLCS-St. Louis, MO	61	4.4
IL-Hartford, CT	99	7.1
MC-Topeka, KS	4	.3
NLC-Middleburg, VA	8	.6
VSJV-Dowington, PA	138	9.9
Other	337	24.2
Total	1669	119.7

This table represents 1,669 treatments of 1,394 Priests. Some individuals received treatment at more than one treatment facility or returned to the same facility for a second treatment.

[1] Organic, or medical, treatments for sexual offenders surfaced in the 1940s. These treatment approaches are not discussed at length here because they have rarely been used for clergy abusers. The first hormonal treatment in the 1940s was an estrogen called which proved to be fairly successful at reducing deviant sexual behavior. Despite its benefits, it was not widely used because of its side effects which included vomiting, nausea and feminization. The idea that sexual offending was a medical problem continued through the 1950s and the 1960s, with the introduction of medical treatments such as medroxyprogesterone acetate (MPA), which is still used today with "chemical castration" (more commonly referred to as Depo Provera).

[2] It was Eysenck's criticism of traditional psychotherapy that facilitated the move towards behavioral therapy as the preferred form of psychological treatment (Marshall et al, 1999).

[3] B.F. Skinner. *Science and Human Behavior* (New York, NY: The Free Press, 1953).

[4] R. McGuire and M. Vallance. "Aversion Therapy by Electric Shock: A Simple Technique," *British Medical Journal* 2 (1964): 594-597.

[5] John N. Marquis, "Orgasmic Reconditioning: Changing Sexual Object Choice Through Controlling Masturbation Fantasies," *Journal of Behavior Therapy & Experimental Psychiatry*, 1(1970): 263-271.

[6] John Bancroft. "The Application of Psychophysiological Measures to the Assessment and Modification of Sexual Behavior," *Behavior Research and Therapy* 9 (1971):119-130.

[7] Gene G. Abel. "Behavioral Treatment of Child Molesters," in *Eating, Sleeping, and Sex: Perspectives in Behavioral Medicine*, ed. Albert J. Stunkard and Andrew Baum (Hillsdale, NJ: Lawrence Erlbaum Associates, 1989): 223-242.

[8] William L. Marshall, "Assessment, Treatment, and Theorizing about Sex Offenders: Developments During the Past Twenty Years and Future Directions," *Criminal Justice and Behavior* 23(1996):162-199.

COSTS TO DIOCESES AND RELIGIOUS COMMUNITIES

6.1 TOTAL COSTS

This section reports the costs to dioceses and religious communities of responding to allegations of child sexual abuse by priests between the years 1950 and 2002. Costs to dioceses are reported separately from costs to religious communities. Some dioceses and religious communities did not report cost data for certain questions because either there were no expenditures or the survey contained missing data. The data in the following tables are limited to the number of dioceses and religious communities that reported expenditures. With the exception of Table 6.1.1, which is based on reports from Diocesan/Order Profiles only, dollar amounts are based on data from the Victim Surveys.

Of all dioceses and religious communities that had submitted a Diocesan/Order Profile, approximately 80% contained a reportable figure for compensation paid to those who had alleged abuse. Total costs by type of expenditure are shown in Table 6.1.1 and the proportions of dioceses and religious communities reporting expenditure figures are shown in Table 6.1.2. The total compensation paid by dioceses to alleged victims by region of the country is shown in Table 6.1.3. The proportion of diocesan expenditures for victim compensation that was covered by insurance was about 60% (see Table 6.1.4). Nearly three-quarters of dioceses had a reportable figure for alleged victim treatment expenditures (see Table 6.1.5) but only 30% of the dioceses reported insurance coverage cost data for such treatment (see Table 6.1.6). Just over 60% of the dioceses reported cost data for priest treatment (see Table 6.1.7), and roughly 30% of the dioceses gave an insurance coverage figure for this treatment (see Table 6.1.8). Sixty-two percent of the dioceses also reported a figure for attorney fees paid for allegations of child sexual abuse by priests (see Table 6.1.9).

Of all religious communities participating in the study, approximately 60% reported a figure for total compensation for alleged victims (see Table 6.1.10) and one-quarter were able to give an insurance coverage figure (see Table 6.1.11). Nearly half of all religious communities reported cost data for victim treatment (see Table 6.1.12), but only 10% had data for insurance coverage of victim treatment (see Table 6.1.13). About 40% of the respondent religious communities had data for priest treatment costs (see Table 6.1.14), and just over 10% reported insurance coverage for this treatment (see Table 6.1.15). Half of the religious communities reported cost figures for attorney fees (see Table 6.1.16).

These cost figures have several limitations. The total compensation figures in Table 6.1.3 are not reliable since some reports include victim treatment costs in the total compensation figure (one of the survey questions asked for the approximate total compensation or payment to the victim), thereby inflating the compensation sum in these reports. Additionally, there are more than one thousand pending legal cases that have not yet reported a compensation figure for alleged victims, or resolved the amount of attorneys' fees. In cases where large-scale settlements have been made, some dioceses were unable to report a compensation figure at the victim level because the victims' attorney had not yet dispersed the money to the victims.

Similarly, some dioceses were unable to report an attorney fee at the victim level because the attorney for the diocese may have represented the diocese in cases brought by multiple victims concurrently. An additional limitation to consider regarding the reported treatment costs for priests is that many victim surveys for one particular priest also contained the same cost figure for priest treatment. The priest treatment figures, then, may be inflated due to multi-counting. A further caution about the overall costs arises because some respondents reported overall cost data on the Diocesan/Order Profile, but did not send in the Cleric and Victim Surveys providing details for how this money was spent.

Several steps were taken to assure the validity of these cost statistics All potential duplicative victim treatment costs were identified, and double counting was eliminated. Because attorney fees were reported at the victim level, those which were deemed to represent representation of a group, were divided by the number of victims that generated that attorney fee. For example, 25 Victim Surveys associated with a single priests and showing a $25 million fee would be divided by 25, resulting in a $1 million attorney fee for that survey. Most dioceses and religious communities that sent expenditure information on the Diocesan/Order Profiles provided detailed information about those costs in the Victim Surveys.

Table 6.1.1 TOTAL COSTS PAID BY DIOCESES AND RELIGIOUS COMMUNITIES, BY TYPE OF EXPENDITURE

Type of Cost	Diocese and Eparchy Costs	Religious Order and Province Costs	Sum Total Costs for Years 1950 to 2002
Alleged Victim Compensation Costs	$420,112,633.03*	$55,562,202.70	$475,674,835.73*
Compensation Costs Covered by Insurance	($182,800,358.58)	($22,765,455.82)	($205,565,814.40)
Alleged Victim Treatment Costs	$19,828,656.56	$5,148,031.36	$24,976,687.92
Alleged Victim Treatment Covered by Insurance	($5,019,729.33)	($524,994.36)	($5,544,723.69)
Priest Treatment Costs	$27,607,676.21	$5,785,963.49	$33,393,639.70
Priest Treatment Costs Covered by Insurance	($6,230,276.31)	($1,182,575.14)	($7,412,851.45)
Attorney Costs for Legal Representation	$32,033,226.55	$6,428,704.05	$38,461,930.60
Total Cost**	$499,582,192.35*	$72,924,901.60	$572,507,094.00*

**These figures do not include the highly publicized settlement figure of $85 million in the Archdiocese of Boston. No Diocesan Profile contained a data point with this specific total compensation amount.*

***The total cost represents rows 1,3, 5, and 7 because insurance coverage is already included in these figures. The insurance figures are placed in parentheses to indicate that they are not additive, as they are part of the total compensation and treatment.*

Table 6.1.2 NUMBER AND PERCENT OF DIOCESES AND RELIGIOUS COMMUNITES REPORTING COSTS, BY TYPE OF EXPENDITURE

Type of Cost	Diocese/Eparchy	Religious Community
Alleged Victim Compensation	193	127
	82.4%	61.4%
Compensation Costs Covered by Insurance	193	127
	58%	25.2%
Alleged Victim Treatment Costs	193	127
	74.1%	47.2%
Alleged Victim Treatment Covered by Insurance	193	127
	29%	12.6%
Priest Treatment Costs	193	127
	62.2%	40.9%
Priest Treatment Costs Covered by Insurance	193	127
	31.1%	13.2%
Attorney Costs for Legal Representation	193	127
	62.2%	51.2%

Table 6.1.3 COMPENSATION PAID BY DIOCESES TO ALLEGED VICTIMS, BY REGION

United States Dioceses/Eparchies Grouped by Catholic Region	Average Payment Made by a Diocese/Eparchy	Minimum Payment Made by a Diocese/Eparchy	Maximum Payment Made by a Diocese/Eparchy
1	$5,823,164.05	$1,600.00	$17,339,047.00*
2	$1,072,596.64	$25,000.00	$3,007,220.00
3	$1,610,752.91	$298,920.00	$5,178,605.46
4	$1,395,907.31	$900.00	$4,122,000.00
5	$4,444,040.50	$180.00	$24,719,972.19
6	$567,284.57	$500.00	$1,457,953.00
7	$1,952,707.83	$41,281.15	$15,309,988.42
8	$1,345,152.32	$90,587.00	$5,429,554.00
9	$1,010,562.26	$12,454.00	$6,169,884.00
10	$3,247,078.08	$1,200.00	$37,429,326.45
11	$3,406,149.14	$9,000.00	$9,425,000.00
12	$6,915,500.06	$25,000.00	$44,863,453.75
13	$3,885,674.12	$200.00	$28,068,887.00
14	$891,844.27	$1,395.00	$2,959,496.04

This Table does not include the highly publicized settlement figure of $85 million in the Archdiocese of Boston. No Diocesan Profile contained a data point with this specific total compensation amount. Payment figures may reflect either payment to a group or a single individual.

Table 6.1.4 VICTIM COMPENSATION PAID BY DIOCESES AND COVERED BY INSURANCE, BY REGION

United States Dioceses/Eparchies Grouped by Catholic Region	Average Payment made by an Insurance Company	Minimum Payment Made by an Insurance Company	Maximum Payment Made by an Insurance Company
1	$2,625,477.77	$651,000.00	$8,300,180.00
2	$585,489.90	$25,000.00	$2,793,462.86
3	$706,212.99	$112,500.00	$2,232,905.00
4	$1,256,124.48	$75,000.00	$2,710,500.00
5	$2,619,321.98	$5,000.00	$24,047,211.96
6	$372,204.90	$29,835.00	$1,101,248.00
7	$614,422.47	$60,000.00	$1,189,000.00
8	$957,185.94	$20,000.00	$3,637,314.00
9	$570,447.12	$400.00	$3,476,000.00
10	$1,259,092.39	$50,000.00	$8,721,612.92
11	$1,934,119.16	$45,000.00	$7,534,000.00
12	$7,817,763.40	$379,000.00	$27,151,000.00
13	$4,764,002.00	$163,800.00	$18,426,983.00
14	$422,730.80	$26,500.00	$814,000.00

In some instances the insurance carrier paid a greater sum to an alleged victim than a particular diocese. This table does not include the highly publicized settlement figure of $85 million in the Archdiocese of Boston. No Diocesan Profile contained a data point with this specific total compensation amount. Payment figures may reflect either a group's or a single individual's payment.

Table 6.1.5 VICTIM TREATMENT COSTS PAID BY DIOCESES, BY REGION

United States Dioceses/Eparchies Grouped by Catholic Region	Average Payment made by a Diocese/Eparchy	Minimum Payment Made by a Diocese/Eparchy	Maximum Payment Made by a Diocese/Eparchy
1	$91,263.17	$60.00	$482,565.63
2	$227,825.60	$4,500.00	$668,250.00
3	$249,422.65	$8,400.00	$1,038,565.00
4	$266,583.81	$900.00	$887,500.00
5	$255,220.06	$1,200.00	$1,209,519.00
6	$85,521.08	$500.00	$289,143.00
7	$252,494.98	$5,184.00	$1,110,000.00
8	$67,892.66	$7,584.68	$346,177.00
9	$71,420.28	$2,454.00	$378,200.00
10	$82,352.76	$1,000.00	$416,061.00
11	$72,945.52	$1,375.00	$226,587.00
12	$91,829.64	$10,000.00	$255,222.00
13	$176,151.28	$200.00	$944,329.00
14	$33,195.26	$1,395.00	$72,076.78

These amounts represent the combined total of victim treatment costs incurred by both dioceses and insurance companies. This Table does not include the highly publicized settlement figure of $85 million in the Archdiocese of Boston. No Diocesan Profile contained a data point with this specific total compensation amount. Payment figures may reflect either a group's or a single individual's payment.

Table 6.1.6 VICTIM TREATMENT COSTS PAID BY INSURANCE COMPANIES FOR DIOCESAN PRIESTS, BY REGION

United States Dioceses/Eparchies Grouped by Catholic Region	Average Payment Made by an Insurance Company	Minimum Payment Made by an Insurance Company	Maximum Payment Made by an Insurance Company
1	$122,347.21	$10,600.00	$234,094.40
2	$62,861.08	$1,590.00	$217,049.40
3	$181,040.82	$2,003.00	$592,961.80
4	$136,545.15	$56,000.00	$296,780.60
5	$105,739.12	$0.00	$255,758.00
6	$99,206.18	$250.00	$455,375.00
7	$38,973.84	$10,000.00	$96,000.00
8	$69,814.33	$6,644.00	$150,000.00
9	$52,054.80	$200.00	$127,124.00
10	$45,250.00	$0.00	$126,000.00
11	$45,374.89	$2,000.00	$158,450.00
12	$255,042.00	$255,042.00	$255,042.00
13	$76,520.00	$3,040.00	$150,000.00
14	$75,750.00	$26.500.00	$125,000.00

This Table does not include the highly publicized settlement figure of $85 million in the Archdiocese of Boston. No Diocesan Profile contained a data point with this specific total compensation amount. Payment figures may reflect either a group's or a single individual's payment.

Table 6.1.7 TREATMENT EXPENDITURES FOR DIOCESAN PRIESTS, BY REGION

United States Dioceses/Eparchies Grouped by Catholic Region	Average Payment Made by a Diocese/Eparchy	Minimum Payment Made by a Diocese/Eparchy	Maximum Payment Made by a Diocese/Eparchy
1	$141,091.31	$1,050.00	$527,560.40
2	$692,239.40	$3,000.00	$1,273,277.50
3	$462,503.47	$33,000.00	$1,657,907.00
4	$259,958.73	$70,000.00	$775,300.40
5	$212,753.60	$0.00	$833,500.00
6	$183,556.87	$800.00	$400,000.00
7	$301,798.08	$16,428.00	$843,851.10
8	$155,687.59	$2,259.00	$440,583.00
9	$313,554.59	$45,000.00	$1,264,444.76
10	$61,692.82	$3,853.75	$213,000.00
11	$84,493.72	$3,000.00	$253,896.00
12	$115,250.00	$15,000.00	$245,000.00
13	$54,901.80	$1,183.00	$133,000.00
14	$112,426.33	$30,000.00	$375,000.00

This Table does not include the highly publicized settlement figure of $85 million in the Archdiocese of Boston. No Diocesan Profile contained a data point with this specific total compensation amount. Payment figures may reflect either a group's or a single individual's payment.

Table 6.1.8 TREATMENT EXPENDITURES FOR DIOCESAN PRIESTS COVERED BY INSURANCE, BY REGION

United States Dioceses/Eparchies Grouped by Catholic Region	Average Payment Made by an Insurance Company	Minimum Payment Made by an Insurance Company	Maximum Payment Made by an Insurance Company
1	$268,724.90	$2,060.60	$535,389.20
2	$217,016.00	$13,500.00	$509,657.00
3	$158,159.66	$10,000.00	$370,699.00
4	$234,506.48	$35,000.00	$761,715.00
5	$55,766.97	$0.00	$133,362.00
6	$157,336.73	$800.00	$345,000.00
7	$21,153.91	$1,532.00	$87,200.00
8	$3,631.07	$1,994.27	$5,202.46
9	$34,750.00	$18,000.00	$56,000.00
10	$45,717.19	$1,194.84	$185,000.00
11	$46,852.00	$2,000.00	$86,700.00
12	$60,500.00	$20,000.00	$101,000.00
13	$0.00	$0.00	$0.00
14	$24,600.00	$3,000.00	$50,000.00

This Table does not include the highly publicized settlement figure of $85 million in the Archdiocese of Boston. No Diocesan Profile contained a data point with this specific total compensation amount. Payment figures may reflect either a group's or a single individual's payment.

Table 6.1.9 ATTORNEYS FEES PAID BY DIOCESES, BY REGION

United States Dioceses/Eparchies Grouped by Catholic Region	Average Payment Made by a Diocese/Eparchy	Minimum Payment Made by a Diocese/Eparchy	Maximum Payment Made by a Diocese/Eparchy
1	$385,369.24	$55,000.00	$890,615.05
2	$159,144.60	$31,000	$311,595.14
3	$608,074.68	$11,933.25	$4,590,039.20
4	$169,217.69	$9.00	$712,000.00
5	$217,945.44	$470.00	$1,004,607.22
6	$166,099.96	$1,744.00	$668,698.00
7	$516,807.54	$1,500.00	$2,913,626.00
8	$194,805.16	$12,000.00	$781,000.00
9	$226,719.65	$1,250.00	$1,192,258.00
10	$337,218.00	$800.00	$2,948,102.00
11	$74,947.35	$12,500.00	$165,200.00
12	$161,105.65	$10,000.00	$431,318.60
13	$83,534.30	$3,160.82	$438,000.00
14	$306,480.05	$610.00	$1,208,000.00

This Table does not include the highly publicized settlement figure of $85 million in the Archdiocese of Boston.

Table 6.1.10 VICTIM COMPENSATION PAID BY RELIGIOUS COMMUNITIES, BY SIZE OF RELIGIOUS COMMUNITY

Religious Communities Grouped by Clerical Membership	Average Payment Made by a Religious Community	Minimum Payment Made by a Religious Community	Maximum Payment Made by a Religious Community
Group 1 (1-10)	$0.00	$0.00	$0.00
Group 2 (11-20)	$54,764.17	$10,292.53	$84,000.00
Group 3 (21-30)	$121,873.75	$22,495.00	$350,000.00
Group 4 (31-40)	$160,000.00	$2,500.00	$400,000.00
Group 5 (41-75)	$593,712.31	$375.00	$5,291,300.00
Group 6 (76-110)	$2,035,110.69	$10,000.00	$6,232,500.00
Group 7 (111-150)	$683,933.75	$2,990.00	$3,000,000.00
Group 8 (151-305)	$485,296.73	$15,000.00	$2,461,308.00
Group 9 (306-540)	$1,817,300.00	$175,000.00	$7,590,500.00
Group 10 (541 and up)	$5,327,032.80	$189,110.00	$15,309,988.00

Table 6.1.11 COMPENSATION FOR ALLEGED VICTIMS COVERED BY INSURANCE, BY SIZE OF RELIGIOUS COMMUNITY

Religious Communities Grouped by Clerical Membership	Average Payment Made by an Insurance Company	Minimum Payment Made by an Insurance Company	Maximum Payment Made by an Insurance Company
Group 1 (1-10)	$0.00	$0.00	$0.00
Group 2 (11-20)	$0.00	$0.00	$0.00
Group 3 (21-30)	$75,000.00	$75,000.00	$75,000.00
Group 4 (31-40)	$12,500.00	$12,500.00	$12,500.00
Group 5 (41-75)	$1,462,710.41	$25,000.00	$4,285,000.00
Group 6 (76-110)	$715,924.99	$391,250.00	$1,256,525.00
Group 7 (111-150)	$803,333.33	$20,000.00	$3,000,000.00
Group 8 (151-305)	$183,581.53	$0.00	$507,500.00
Group 9 (306-540)	$1,456,006.25	$21,025.00	$4,951,000.00
Group 10 (541 and up)	$758,038.00	$330,000.00	$1,186,076.00

In some instances the insurance carrier paid a greater sum to an alleged victim than a particular religious community.

Table 6.1.12 TREATMENT COSTS FOR ALLEGED VICTIMS, BY SIZE OF RELIGIOUS COMMUNITY

Religious Communities Grouped by Clerical Membership	Average Payment Made by a Religious Community	Minimum Payment Made by a Religious Community	Maximum Payment Made by a Religious Community
Group 1 (1-10)	$0.00	$0.00	$0.00
Group 2 (11-20)	$0.00	$0.00	$0.00
Group 3 (21-30)	$41,883.50	$41,883.50	$41,883.50
Group 4 (31-40)	$20,312.08	$2,500.00	$70,566.00
Group 5 (41-75)	$31,953.70	$375.00	$125,000.00
Group 6 (76-110)	$24,727.10	$2,000.00	$59,126.00
Group 7 (111-150)	$70,771.83	$2,990.00	$312,000.00
Group 8 (151-305)	$174,183.14	$500.00	$2,094,484.00
Group 9 (306-540)	$91,220.00	$6,000.00	$195,000.00
Group 10 (541 and up)	$225,502.49	$4,755.00	$521,752.50

Table 6.1.13 VICTIM TREATMENT COSTS COVERED BY INSURANCE, BY SIZE OF RELIGIOUS COMMUNITY

Religious Communities Grouped by Clerical Membership	Average Payment Made by an Insurance Company	Minimum Payment Made by an Insurance Company	Maximum Payment Made by an Insurance Company
Group 1 (1-10)	$0.00	$0.00	$0.00
Group 2 (11-20)	$0.00	$0.00	$0.00
Group 3 (21-30)	$60,000.00	$60,000.00	$60,000.00
Group 4 (31-40)	$2,519.70	$1,589.40	$3,450.00
Group 5 (41-75)	$20,625.00	$2,500.00	$50,000.00
Group 6 (76-110)	$14,729.00	$2,000.00	$27,458.00
Group 7 (111-150)	$0.00	$0.00	$0.00
Group 8 (151-305)	$48,856.70	$0.00	$200,000.00
Group 9 (306-540)	$6,000.00	$6,000.00	$6,000.00
Group 10 (541 and up)	$33,384.50	$33,384.50	$33,384.50

Table 6.1.14 TREATMENT COSTS FOR RELIGIOUS PRIESTS, BY SIZE OF RELIGIOUS COMMUNITY

Religious Communities Grouped by Clerical Membership	Average Payment Made by a Religious Community	Minimum Payment Made by a Religious Community	Maximum Payment Made by a Religious Community
Group 1 (1-10)	$0.00	$0.00	$0.00
Group 2 (11-20)	$0.00	$0.00	$0.00
Group 3 (21-30)	$60,000.00	$60,000.00	$60,000.00
Group 4 (31-40)	$44,364.17	$10,000.00	$74,820.87
Group 5 (41-75)	$119,063.32	$3,700.00	$289,750.00
Group 6 (76-110)	$58,736.90	$2,500.00	$112,577.80
Group 7 (111-150)	$67,614.00	$16,000.00	$175,570.00
Group 8 (151-305)	$126,429.69	$0.00	$652,000.00
Group 9 (306-540)	$183,851.83	$6,700.00	$350,000.00
Group 10 (541 and up)	$446,950.57	$50,050.00	$843,851.10

Table 6.1.15 TREATMENT COSTS FOR RELIGIOUS PRIESTS COVERED BY INSURANCE, BY SIZE OF RELIGIOUS COMMUNITY

Religious Communities Grouped by Clerical Membership	Average Payment Made by an Insurance Company	Minimum Payment Made by an Insurance Company	Maximum Payment Made by an Insurance Company
Group 1 (1-10)	$0.00	$0.00	$0.00
Group 2 (11-20)	$0.00	$0.00	$0.00
Group 3 (21-30)	$50,000.00	$50,000.00	$50,000.00
Group 4 (31-40)	$38,223.18	$24,446.36	$52,000.00
Group 5 (41-75)	$249,600.00	$249,600.00	$249,600.00
Group 6 (76-110)	$33,211.39	$21,011.13	$45,411.65
Group 7 (111-150)	$25,000.00	$25,000.00	$25,000.00
Group 8 (151-305)	$51,994.44	$0.00	$187,144.00
Group 9 (306-540)	$123,578.00	$99,000.00	$148,156.00
Group 10 (541 and up)	$1,532.00	$1,532.00	$1,532.00

Table 6.1.16 ATTORNEY FEES PAID BY RELIGIOUS COMMUNITIES, BY SIZE OF RELIGIOUS COMMUNITY

Religious Communities Grouped by Clerical Membership	Average Payment Made by a Religious Community	Minimum Payment Made by a Religious Community	Maximum Payment Made by a Religious Community
Group 1 (1-10)	$0.00	$0.00	$0.00
Group 2 (11-20)	$117,646.26	$10,292.53	$225,000.00
Group 3 (21-30)	$5,049.93	$1,000.00	$10,000.00
Group 4 (31-40)	$19,600.00	$5,000.00	$32,400.00
Group 5 (41-75)	$78,150.02	$1,500.00	$578,000.00
Group 6 (76-110)	$166,164.62	$2,260.00	$775,085.50
Group 7 (111-150)	$30,286.37	$1,021.23	$85,000.00
Group 8 (151-305)	$158,291.78	$0.00	$1,309,105.00
Group 9 (306-540)	$86,200.00	$28,000.00	$230,000.00
Group 10 (541 and up)	$986,417.00	$10,625.00	$2,913,626.00

APPENDIX A1.1.1
QUESTIONS

The President of John Jay College, Dr. Gerald Lynch, and members of the faculty met with Ms. McChesney and representatives of the USCCB to discuss possible approaches to the study of the nature and scope of child sexual abuse in the Church. After several weeks of discussion, Kathleen McChesney, on behalf of the USCCB, gave the John Jay College faculty group a specific set of questions to be answered, and thus defined the scope of the study. These questions were divided into four categories, as follows:

Information about the alleged offenses

- How many offenses were alleged or confirmed by conviction about any Catholic priest or deacon in the diocese?
- What was the time frame(s) of the alleged and confirmed offenses?
- Were alcohol and/or drugs used by the victim or offender at the time of the offense?
- In what location(s) did the offense occur?

Information about those who have made accusations

- The age and gender of the victims at the time of the offense.
- With whom did the victim live at the time of the offense?
- What was the relationship between the victim and the offender at the time of the offense?
- Where there any threats to the victim or grooming behavior on the part of the offender at the time of the offense?
- How long did the victim wait to report the offense?
- When was the offense reported?

Information about the accused clerics

- What diocese or religious order did the offender belong to at the time of the offense and what status did he hold in that order?
- What was the offender's job description/duties?
- If the offender was a deacon, was he married or unmarried at the time of the offense?
- What age was the offender at the time of the first and last alleged and/or confirmed offense?
- How many years was the offender ordained at the time of the first offense?
- How many alleged or confirmed victims did the offender have?
- Was there a civil or criminal action against the offender and what were the consequences?
- Was the offender a victim of any type of child sexual abuse?
- Did the offender receive any type of psychological treatment (i.e., for either psychological, sex offending, and/or substance abuse)?
- Was the offender transferred to another ministerial assignment subsequent to offending, and if so, did he re-offend?
- Did the offender have a record of having been abused by a fellow priest and/or deacon?

APPENDIX A1.1.1
QUESTIONS

Information about the financial impact on the dioceses and religious community

- What was the financial cost to the Dioceses or religious community as a result of each alleged or confirmed offense?

In additional to these questions, the Board and USCCB asked for the best estimates that could be made of the extent of child sexual abuse in the United States.

DIOCESAN PROFILE: CONFIDENTIAL

FORM #1: DIOCESAN PROFILE

Please answer these ten questions to the best of your knowledge. It should include information between 1950-2002.

1. Is this institution a(n): (Please check one)
☐ Diocese ☐ Eparchy ☐ Religious Institute

(NOTE: If a question is not applicable to your order, please write N/A.)

2. List the approximate number of active and retired Priests and Fathers in the order from 1950 (or since the establishment of the diocese) to 2002:
   a. diocesan priests: incardinated _____ extern _____
   b. religious institute priests: _____
   c. diocesan deacons _____
   d. religious institute deacon in diocese _____

3. What is the approximate number of Catholics in your order at this time?

☐ 5,000 - 45,000	☐ 88,501 - 122,000	☐ 239,001 - 350,700
☐ 45,001 - 66,000	☐ 122,001 - 170,000	☐ 350,701 - 475,000
☐ 66,001 - 88,500	☐ 170,001 - 239,000	☐ 475,001 - 788,700
		☐ 788,701 - 4,500,000

4. What is the approximate number of parishes operated by your order at the present time?

☐ 8-35	☐ 57-71	☐ 98-119
☐ 36-46	☐ 72-84	☐ 120-138
☐ 47-56	☐ 85-97	☐ 139-185

5. Check all regions in which the order is active.

☐ I	☐ IV	☐ VII	☐ X	☐ XIII
☐ II	☐ V	☐ VIII	☐ XI	☐ XIV
☐ III	☐ VI	☐ IX	☐ XII	

6. Based on your review of the records, indicate how many clerics have had allegations made against them while in your order.
   Number of incardinated _____ number of extern _____

7. How many clerics with allegations have been completely exonerated? _____

8. Based on your reviews of the records, please indicate the total number of victims who have made allegations against clerics in your order. _____

9. Based on your reviews of the records, please indicate the total amount of money paid out by your order to alleged victims of sexual abuse between 1950 and 2002. _____

10. For how many of the victims in Question #8 have:
    _____ all of their allegations been shown to be known false
    (# of victims)
    _____ all of their allegations been withdrawn
    (# of victims)
    (NOTE: do not include these victims in the remainder of the survey)

APPENDIX A1.1.3
RELIGIOUS ORDER PROFILE

ORDER PROFILE: CONFIDENTIAL

FORM #1: RELIGIOUS INSTITUTE PROFILE

Please answer these nine questions to the best of your knowledge. It should include information between 1950-2002.

1. Is this institution a: (Please check one)
☐ Religious Institute ☐ Province of a Religious Institute

2. List the approximate number of active and retired clerics who have ministered in your religious institute or province from 1950 (or since the establishment of the religious institute) to 2002:
   a. religious priest members: _____
   b. permanent deacon members: _____

3. What is the approximate membership of the religious institute or province at this time?

☐ 1 - 10	☐ 31 - 40	☐ 111 – 150	☐ 541 and up
☐ 11 - 20	☐ 41 - 75	☐ 151 - 305	
☐ 21 - 30	☐ 76 - 110	☐ 306 - 540	

4. What is the approximate number of priests and fathers who are now members the religious institute or province?

☐ 1 - 6	☐ 22 - 35	☐ 81 – 110	☐ 400 and up
☐ 7 - 14	☐ 36 - 57	☐ 111 - 176	
☐ 15 -21	☐ 58 - 80	☐ 177 - 399	

5. Based on your review of the records, indicate how many member religious priests or permanent deacons have had allegations made against them while ministering within your province or religious institute. If any religious priests (not counted as members of your province or religious institute - but perhaps visiting from another province) were subject of such allegations while ministering in your province, please give that information on the second line in the category of "Others."

   Religious priests _____ Permanent deacons _____
   Others _____

6. How many clerics with allegations have been completely exonerated? _____

7. Based on your reviews of the records, please indicate the total number of victims who have made allegations against clerics in your province or religious institute. _____

8. Based on your reviews of the records, please indicate the total amount of money paid out by your province or religious institute to alleged victims of sexual abuse between 1950 and 2002.
   _____

9. For how many of the victims in Question #8 have:
   _____ all of their allegations been shown to be known false
   (# of victims)
   _____ all of their allegations been withdrawn
   (# of victims)

(NOTE: do not include these victims in the remainder of the survey)

CLERIC SURVEY: CONFIDENTIAL

FORM #2: CLERIC SURVEY **CLERIC #_____**

Please complete the following information. To ensure confidentiality, this information will be encrypted for data analysis and this page will be destroyed.

Cleric's first initial ____

Cleric's last initial ____

Date of Birth __ __/__ __/__ __

REMINDER: <u>DO NOT</u> WRITE IN THE NAMES OF ANY CLERICS OR VICTIMS ANYWHERE ON THIS SURVEY. IF YOU HAVE ANY QUESTIONS AND YOU CALL THE JOHN JAY COLLEGE RESEARCH TEAM HOTLINE AT (212) 237-8539, PLEASE DO NOT SAY YOUR NAME, THE NAME OF YOUR DIOCESE, OR THE NAME OF ANY ALLEGED VICTIMS OR ABUSERS.

FORM #2: CLERIC SURVEY **CLERIC #_____**

Please fill out this form to the best of your knowledge for every cleric against whom there are or have been allegations of sexual abuse between 1950 and 2002. Do not fill this out for clerics against whom the only allegations were known to be false. For the purpose of clarity and flow, the term "diocese" is used to refer to all diocesan, eparchial and religious orders, societies and communities.

FIRST, WE ARE GOING TO ASK YOU TO PROVIDE SOME BASIC INFORMATION ABOUT THIS PARTICULAR CLERIC.

1. Year of birth: __ __ __ __

2. At the time of the alleged offense(s), was this cleric a(n): (check as many answers if necessary if the allegations against this cleric extended over a period of time)
   - ☐ Diocesan Priest
   - ☐ Eparchian Priest
   - ☐ Extern Priest
   - ☐ Religious Priest
   - ☐ Transitional Deacon
   - ☐ Permanent Deacon
   - ☐ Eparch
   - ☐ Bishop
   - ☐ Cardinal
   - ☐ Other (specify): _____

3. If ordained, year of ordination: __ __ __ __

4. What seminary/seminaries did the cleric attend? _____

5. Was cleric married at time of alleged offense(s)?
   - ☐ Yes
   - ☐ No

6. Does the cleric have a history of being a victim of abuse?
   - ☐ Yes
   - ☐ No known abuse (If No, skip to Question 9)

7. If yes, the type of abuse indicated in the record or known to the diocese is best described as (check all that apply)
   - ☐ Physical abuse
   - ☐ Emotional Abuse
   - ☐ Sexual Abuse
   - ☐ Verbal Abuse
   - ☐ Physical & Sexual Abuse
   - ☐ Neglect
   - ☐ Other (specify): _____

8. This abuse was allegedly committed by: (check all that apply)
   - ☐ Mother
   - ☐ Peer/acquaintance
   - ☐ Father
   - ☐ Person in a position of authority (e.g., babysitter, coach)
   - ☐ Sibling
   - ☐ Priest
   - ☐ Other family member
   - ☐ Deacon
   - ☐ Teacher
   - ☐ Other (please specify):_____

9. Are there indications in the record that the cleric had problems with alcohol or substance abuse?
   ☐ Yes, Alcohol ☐ Yes, Drugs ☐ Yes, Alcohol & Drugs ☐ No (If no, skip to question 13)

10. If you answered "Yes" to Question 9, then please indicate what action(s) was taken to address the alcohol or drug abuse problem? (check all that apply)
    - ☐ Referral for Evaluation
    - ☐ Referral for Treatment
    - ☐ Spiritual Counseling Recommended
    - ☐ Other action taken (describe) _____
    - ☐ Spiritual Counseling Provided
    - ☐ Intervention
    - ☐ No action taken

11. If treatment was provided, where did it occur? (if none, skip to question 13)
    - ☐ inpatient substance /alcohol abuse treatment within the diocese
    - ☐ inpatient substance/alcohol abuse treatment outside diocese
    - ☐ outpatient within diocese (specify type of program) _____
    - ☐ outpatient outside of diocese (specify type of program)_____

12. During treatment for alcohol/drug abuse, did the cleric admit to sexual abuse(s) of a minor(s)?
    ☐ Yes ☐ No

13. Are there other specific medical or psychological problems that raised concerns about this cleric's fitness for ministry? (if no, skip to question 18)
    ☐ Yes ☐ No

14. Please describe the problem to the extent possible_____
    _____

15. Was the problem recognized before any allegation of abuse?
    ☐ Yes ☐ No

16. What is the approximate date the problem was recognized? _____

17. If the cleric has multiple medical or psychological problems, please specify the year each was recognized (if more than three, please continue question 16 on the back.)
    Year _____ problem _____
    Year _____ problem _____
    Year _____ problem _____
    Check here if continued on back _____

18. How many dioceses has this cleric served in? _____

19. How many times has this cleric transferred within your diocese?
    Parishes _____ Congregations _____

20. Does this cleric have allegations of sexual abuse against him at any of these other dioceses in which he served?
    ☐ Yes ☐ No ☐ No information in file

21. If yes, how many victims made allegations of abuse against this cleric in each diocese, parish and congregation in which he served?
    Dioceses _____ Parishes _____ Congregations_____

22. Is it known from the files, or by other means, that this cleric had behavioral/boundary problems other than allegations of sexual abuse of minors (e.g., letters of complaint from parishioners)?
☐ Yes (specify) _____
☐ No

NOW WE ARE GOING TO ASK ABOUT THIS CLERIC'S ALLEGED VICTIM(S) FROM YOUR DIOCESE

23. How many victims made allegations of sexual abuse against this cleric in your diocese? _____

24. Is there any indication that the cleric has abused more victims than there are official allegations made (e.g., victims who made a complaint claim that there are other victims who do not want to come forward)?
☐ Yes ☐ No

25. If yes, please indicate how many other alleged victims there are who have not officially made a complaint against this cleric. _____

26. How many allegations of abuse of minors does the cleric have in each of the following age ranges and genders at your diocese? (give your best approximation of the age range based on information in the file)

# of victims under 8 years of age	_____	# male _____	# female _____
# of victims 8 - 10 years of age	_____	# male _____	# female _____
# of victims 11-14 years of age	_____	# male _____	# female _____
# of victims 15 - 17 years of age	_____	# male _____	# female _____

THE FOLLOWING QUESTIONS HAVE TO DO WITH THE <u>INSTITUTION'S RESPONSE</u> TO THE SEXUAL ABUSE ALLEGATIONS AGAINST THIS PARTICULAR CLERIC

27. What did the diocese do in response to the allegation(s) of sexual abuse against this cleric? (check all that apply)

☐ Cleric reprimanded, returned him to duties
☐ Cleric referred for evaluation
☐ Cleric given administrative leave
☐ Cleric resigned or retired
☐ Cleric reinstated
☐ Cleric suspended from ministry
☐ No action taken
☐ Cleric referred for spiritual retreat
☐ Cleric referred for treatment
☐ Cleric given medical leave
☐ Cleric sought laicization
☐ Cleric removed from clerical state
☐ Other (specify)_____

28. If the cleric was reinstated, was it:
☐ Within the diocese, same parish
☐ Within the diocese, different parish
☐ Different diocese
☐ Restricted ministry

29. What year(s) did the diocese take action against the cleric?

Year_____ Action_____
Year_____ Action_____
Year_____ Action_____

30. If the cleric participated in any type of treatment to address the sexual abuse allegations, what kind of treatment was it? (check all that apply) If no treatment, skip to question 35.

☐ Specialized sex offender treatment program specifically for clergy
☐ Specialized sex offender treatment program for all sex offenders, not just for clergy
☐ General treatment program not specifically for sex offenders
☐ One-on-one counseling w/ psychiatrist, psychologist, or other mental health expert
☐ Psychotherapist
☐ Relapse prevention treatment program
☐ Evaluation by mental health professional or expert, but no indication of treatment
☐ Spiritual counseling or direction provided by the church
☐ Other (specify):_____

31. If the cleric participated in treatment, at which facility?

☐ Behavioral Medicine Institute of Atlanta, GA
☐ Issac Ray Center, Chicago, Il
☐ Johns Hopkins Medical Institutions, Baltimore, MD
☐ Progressive Clinical Services, Cincinnati, OH
☐ St. Luke Institute, Suitland, MD
☐ Servants of the Paraclete, St. Louis, MO
☐ Shalom Center, Inc., Splendora, TX
☐ Southdown, Aurora, Ontario, CN
☐ Servants of the Paraclete, Jemez Springs, NM
☐ Servants of the Paraclete, Albuquerque Villa, NM
☐ St. Louis Consultation Service, St. Louis, MO
☐ Institute of Living, Hartford, CT
☐ Menninger Clinic, Topeka, KS
☐ New Life Center, Middleburg, VA
☐ Villa St. John Vianney, Downingtown, PA
☐ Other (specify)_____

32. How many times did the cleric participate in a sex offender treatment program? _____

33. Did the cleric complete a treatment program?

☐ Yes ☐ No ☐ No information in file

34. If cleric received treatment, did he re-offend after he finished treatment?

☐ Yes ☐ No ☐ No information in file

35. Provide additional information known or from the record that would assist in understanding the behavior of this cleric.

FORM #2: CLERIC SURVEY **CLERIC #_____**

REMEMBER – <u>DO NOT</u> PROVIDE ANY NAMES OR OTHER IDENTIFYING INFORMATION

APPENDIX A1.1.5
VICTIM SURVEY

VICTIM SURVEY: CONFIDENTIAL

FORM # 3: VICTIM SURVEY **CLERIC # _____**

Prepare a separate profile for <u>each</u> victim who issued an allegation against this particular cleric. If a cleric had multiple allegations, prepare a separate victim profile for each victim who initiated an allegation. Please answer each of these questions to the best of your knowledge and indicate when an answer is approximate rather than specific. Remember to write the matching cleric's number in the upper right hand corner.

WE ARE NOW GOING TO ASK YOU TO PROVIDE SOME BASIC INFORMATION ABOUT EACH VICTIM WHO BROUGHT AN ALLEGATION AGAINST THIS PARTICULAR CLERIC.

1. Gender of victim (check one)
   ☐ Male ☐ Female

2. When did the alleged abuse occur? (Be as specific about the date or range of dates as possible)
   Month __ __ Day __ __ Year __ __ __ __ OR range of dates _____

3. When was this abuse reported? (Be as specific as possible)
   Month __ __ Day __ __ Year __ __ __ __

4. Who initially made the allegation?
   ☐ The victim
   ☐ A teacher
   ☐ A cleric
   ☐ Other (specify)_____
   ☐ The victim's parent(s) or guardian(s)
   ☐ A police officer
   ☐ A lay person in the Church
   ☐ A doctor
   ☐ Victim's attorney

5. How was the allegation initially made?
   ☐ Called the parish
   ☐ Sent a signed letter to the parish
   ☐ Sent an anonymous letter to parish
   ☐ Went to the parish
   ☐ Told trusted priest/deacon who brought complaint to diocese or order
   ☐ Information obtained through the media
   ☐ Other (specify): _____
   ☐ Called the diocese
   ☐ Sent a signed letter to the diocese
   ☐ Sent an anonymous letter to diocese
   ☐ Went to the diocese
   ☐ Called the Provincial or Major Superior of the order or congregation
   ☐ Sent signed letter to the Provincial or Major Superior of the order or congregation
   ☐ Sent anonymous letter to the Provincial or Major Superior of the order or congregation

6. Is there a record of the victim or victim's family following up on the allegation?
   ☐ No ☐ Yes (specify method of follow up):_____

7. If the victim/victim's family did follow up, how many times? _____

8. How many times was the victim allegedly abused?
   ☐ Once ☐ More than once (number _____) ☐ numerous (unknown number)

9. Did the victim allege abuse by more than one cleric? (If no, skip to question 12)
   ☐ Yes ☐ No ☐ Information not in the file

10. If yes, how many clerics allegedly abused this victim? _____

11. Did the abuse by the other cleric(s) occur before, concurrent with or after this cleric? (check all that apply)
    ☐ Before ☐ Concurrent with ☐ After

12. Age (in years) when alleged abuse began (or occurred, if only happened once). _____ years

13. Age (in years) when abuse ended (if occurred more than once). _____ years

14. Age (in years) when victim first told someone about the abuse. _____ years

15. Number of months/years the victim waited to report the abuse. _____

16. Where did the victim first meet the cleric?

- ☐ Mass
- ☐ Boys club/youth recreation
- ☐ Teacher in preschool, kindergarten, or elementary school (up to grade 6)
- ☐ Teacher in middle school (grades 7-8)
- ☐ Teacher in high school (grades 9-12)
- ☐ Orphanage
- ☐ Home of victim
- ☐ At a vocational inquiry
- ☐ At a social function w/ victim's family
- ☐ Other (specify)_____
- ☐ Choir
- ☐ Sunday school teacher
- ☐ At an altar service
- ☐ In the rectory
- ☐ Work in a hospital
- ☐ Seminary faculty
- ☐ In jail/prison/youth offender residence
- ☐ Home of cleric
- ☐ Seminary administrator
- ☐ While assigned to the victim's parish (e.g., as an extern priest)

17. What was the cleric's primary duty when he met the victim? (check all that apply)

- ☐ Pastor
- ☐ Resident priest
- ☐ Boys club/youth recreation
- ☐ Teacher in preschool, kindergarten, or elementary school (up to grade 6)
- ☐ Teacher in middle school (grades 7-8)
- ☐ Teacher in high school (grades 9-12)
- ☐ Seminary administrator
- ☐ Guidance counselor
- ☐ Other (specify)_____
- ☐ Associate pastor
- ☐ Seminary faculty
- ☐ Catechism teacher
- ☐ Choir
- ☐ Chaplain
- ☐ Worked in a hospital
- ☐ Saying Mass
- ☐ Bishop, Vicar, Chancellor, Cardinal
- ☐ Coach

18. Did the cleric socialize with the family of the alleged victim(s)?

☐ Yes ☐ No ☐ Information not in the file

19. If yes, in what way? (check all that apply)

- ☐ In the church
- ☐ Spent time with the family in his residence
- ☐ Vacations
- ☐ In church day activities (e.g., picnics)
- ☐ He spent time with the family in their residence
- ☐ Other (specify):_____

20. Type of behavior alleged by this victim (check all that apply):

- ☐ Verbal (sexual talk)
- ☐ Victim disrobed
- ☐ Cleric disrobed
- ☐ Sexual touching over clothes of victim
- ☐ Sexual touching over clothes of the cleric
- ☐ Sexual touching under clothes of victim (no penetration)
- ☐ Sexual touching under clothes of cleric (no penetration)
- ☐ Victim shown pornographic videos
- ☐ Photos taken of victim while victim was disrobed
- ☐ Masturbation in front of victim
- ☐ Mutual masturbation
- ☐ Manual (finger) penetration (of vagina or anus)
- ☐ Penetration with foreign object (e.g., sexual aid)
- ☐ Oral/genital contact where offender performed fellatio/cunnilingus
- ☐ Oral/genital contact where victim performed fellatio/cunnilingus
- ☐ Penile penetration (of anus or vagina)

☐ Victim shown pornographic magazines/photos ☐ Other _____

21. Was the victim threatened by the cleric in any way?
☐ Yes ☐ No ☐ Information not in the file

22. If yes, what type of threat?
☐ Physical threat, with weapon
☐ Verbal threat (of harm to the victim)
☐ Threatened family of victim
☐ Threatened public exposure of victim's behavior to family or others
☐ Physical threat, no weapon
☐ Verbal threat (that harm will come to the cleric)
☐ Spiritual manipulation
☐ Other (specify):_____

23. Where was the abuse reported to have occurred? (check all that apply)
☐ In the church
☐ In the home of the victim
☐ In school
☐ In a hotel room
☐ Retreat house
☐ Other (specify):_____
☐ In the parish residence
☐ Cleric's office
☐ In the hospital
☐ In a car
☐ Vacation house

24. When did the abuse reportedly occur?
☐ During a retreat
☐ During a church service
☐ During travel
☐ During counseling session
☐ Other (specify):_____
☐ During a social event
☐ During reconciliation
☐ During a sporting event (e.g., swimming)
☐ During other type of travel

25. Did the victim receive any gifts from the cleric?
☐ Yes ☐ No ☐ Information not in the file

26. If yes, what type of gift(s)? _____

27. Were there any other enticements given to this victim?
☐ Yes ☐ No ☐ Information not in the file

28. If yes, what were the enticements? (check all that apply)
☐ Given money
☐ Allowed to stay up late
☐ Allowed to drive a car
☐ Access to pornography, videos
☐ Other (specify) _____
☐ Allowed to do special church activities (e.g., solo in the choir)
☐ Given alcohol or drugs
☐ Taken to sporting matches or other recreational activities
☐ Allowed to stay overnight with the cleric
☐ Sports-related enticement (e.g., put in starting position of a team)

29. Who did the victim live with when allegedly abused (check all that apply)
☐ Mother only
☐ Both parents
☐ Sister(s)
☐ Grandparents
☐ Foster parents
☐ With the cleric
☐ In the rectory or church-related residence
☐ Father only
☐ Brother(s)
☐ Other guardian
☐ Boarding school
☐ Orphanage
☐ Other (specify)_____

30. Were any of victim's siblings also abused by any cleric?

☐ Yes ☐ No ☐ Information not in the file

31. At the time of the alleged abuse, was the victim under the influence of alcohol or drugs?
☐Yes ☐No ☐ Information not in the file

32. At the time of the alleged abuse, was the cleric under the influence of alcohol or drugs?
☐Yes ☐No ☐ Information not in the file

33. Was there a diocesan investigation? (If no, skip to Question 37)
☐Yes ☐No ☐ Information not in the file

34. If there was a diocesan investigation, what was the result? (check all that apply)
☐ Allegation substantiated ☐ Allegation unsubstantiated
☐ Cleric admitted abuse ☐ Allegation found to be false
☐ Other (specify) _____

35. What action was taken regarding the cleric?
☐ No action taken ☐ Transferred cleric to another parish w/in the diocese
☐ Cleric suspended w/ treatment ordered ☐ Transferred the cleric to another diocese
☐ Cleric resigned or retired ☐ Cleric was reinstated
☐ Cleric received treatment but continued in ministry ☐ Dismissed from clerical state
☐ Other (specify)_____

36. Was the victim or their family ever contacted regarding the results of the investigation?
☐Yes ☐No ☐ Information not in the file

37. Did the victim report the incident to the police or district attorney?
☐Yes ☐No ☐ Information not in the file

38. Was there a police investigation?
☐Yes ☐No ☐ Information not in the file

39. Was the cleric charged with a criminal offense? (If no, skip to Question 45)
☐Yes ☐No ☐ Information not in the file

40. If yes, what charge was brought?_____

41. Did the charges result in a conviction?
☐Yes ☐No ☐ Information not in the file

42. If yes, for what offense? _____

43. If there was a conviction, what was the sentence? (check all that apply)
☐ Fine ☐ Jail
☐ Probation ☐ Prison
☐ House arrest ☐ Electronic monitoring
☐ Community service ☐ Other (specify) _____

44. If there was a conviction, what was the length of the sentence imposed? _____

45. Was there any civil action taken against the cleric or the diocese for damages?
☐Yes ☐No ☐ Information not in the file

46. Was there any other form of legal action taken with respect to this cleric and this victim?
☐Yes(specify)_____ ☐No ☐ Information not in the file

NOW WE ARE GOING TO ASK ABOUT FINANCIAL INFORMATION IN REGARD TO THIS VICTIM. YOU MAY NEED ASSISTANCE FROM THE ACTING BUDGET/FINANCIAL OFFICER OR ACCOUNTANT WITHIN THE DIOCESE TO ANSWER THESE QUESTIONS.

47. Was the victim given any type of compensation to settle the allegation of abuse?
☐Yes ☐No ☐ Pending ☐ Information not in the file

48. What was the approximate total compensation or payment made to date to this victim from all sources? $ _____

49. How much of this was covered by, or derived from, insurance? $_____

50. What was the approximate payment to date for treatment for this victim? $ _____

51. How much of this was covered by or derived from insurance? $_____

52. What was the approximate payment to date for treatment for this cleric? $_____

53. How much of this was covered by or derived from insurance $_____

54. What was the approximate total payment to date made by the diocese to attorneys to represent the diocese related to this victim's allegations? $_____

WRITTEN INSTRUCTIONS

(PLEASE READ CAREFULLY AS YOU COMPLETE THE SURVEY FORMS)

APPENDIX A1.1.6
WRITTEN INSTRUCTIONS

SECTION 1: DIOCESAN PROFILE. Please complete this section and send it to the independent auditor no later than August 31th. The independent auditor's address is:

Roger C. Viadero, CPA, CGFM
Ernst & Young, LLP
1225 Connecticut Avenue, NW
Washington, DC 20036

1. Institution type.
2. Number of active and retired clerics by institution type. Make sure to include all clerics from 1950-2002, to the best of your knowledge.
3. Check the box that most closely describes the number of clerics in your religious institute at this time.
4. Check the box that most closely describes the number of parishes served by your religious institute.
5. Region code: I to XIV. You can find the regional code in the Catholic directory.
6. Write in the TOTAL number of clerics with allegations of abuse in your diocese. Make sure to include all clerics with allegations from 1950-2002.
7. Write in the number of clerics who have had allegations made against them but were completely exonerated. Exonerated means that the cleric was completely cleared of the charge.
8. Write in the TOTAL number of individuals who made allegations of sexual abuse against them as children in your dioceses between 1950 and 2002. This includes all false allegations and allegations where the victim later withdrew the allegation.
9. Write in the TOTAL amount of monies paid to victims between the years 1950 and 2002. You may need the assistance of your financial/budget officer to answer this question.
10. Explain how many of the alleged victims in Question #8 made false allegations or later withdrew their allegations. The reports made by these victims will not be counted in the remainder of the survey.

APPENDIX A1.1.6
WRITTEN INSTRUCTIONS

SECTION 2: CLERIC AND VICTIM SURVEYS. Please complete these surveys to the best of your knowledge. Please note that for purposes of clarity and flow, when the term diocese is used in a question, it will be understood to refer to dioceses, eparchies, and religious institutes.

Before you begin to fill in this survey, please make photocopies of the survey instrument. You must make enough for each cleric with allegations of abuse against him. Once you do this, please number each of the surveys from 1 to the total number of clerics with allegations, and write that number in the upper right hand corner of the cleric survey form. You must write this number on the cleric encryption page and the four pages of the survey. The purpose of this is to link each cleric with his victim(s). You will write this same number on his victim(s)' survey forms.

Cleric Encryption. The first and last initial and birth date are converted to a unique code to provide anonymity. Please make sure that this information has been provided so that the transformation can be applied correctly.

Cleric Survey.

1. Write in the cleric's year of birth.
2. Type of cleric at time of the offense. If the cleric committed numerous offenses over a period of time, and he fulfilled multiple roles during the time he abused, please check all that apply.
3. Year ordained, if applicable.
4. Write in the name/location of the seminary that the cleric attended.
5. If a married cleric, was cleric married at the time of the alleged offense. If the cleric has multiple allegations, check yes if he was married at the time of any of these alleged offenses.
6. Any event of any types of abuse anytime in cleric's life history including the types listed in Question 7.
7. Identify all the types of abuse that the cleric is known to have experienced or is indicated in the record.
8. Identify the most likely abusing actors of the abuses identified in Question 7.
9. Identify if the cleric has abused alcohol or drugs at any time in life history.
10. Identify the action taken as a response to the drug or alcohol abuse.
11. If there was treatment for the drug or alcohol abuse, where did this treatment take place?
12. If the cleric acknowledged, during the drug or alcohol treatment program, that he abused a minor, check yes.
13. Did the cleric have any medical or psychological problems that could lead the diocese to believe he may not be fit for ministry?
14. Describe this problem. Be as specific as possible.
15. Was the problem(s) in Question 14 identified prior to the allegations of abuse?
16. What was the date this problem became known?
17. For multiple problems, identify the dates that each problem became known. If there are more than three known problems, please check the box provided and continue to identify the problems and dates on the back of the page.
18. Number of dioceses this cleric has served in, including yours.
19. Number of parishes this cleric has served in.
20. Does the cleric have any known allegations of abuse in any dioceses other than yours listed in Question 18?
21. You need to write in the total number of allegations against this cleric in all dioceses (including yours).
22. Identify any problems noted in this cleric's file other than sexual or substance abuse problems.

Information on the cleric's victim(s)

23. The total number of victims who have made allegations against this cleric in your diocese. You must fill out a victim form for each of the alleged victims in the cleric's file.

24. Does your diocese have reason to believe that there are more victims than those listed official in the cleric's file? For instance, a known victim might have reported that he/she was abused as the same time as another minor, but the other minor did not come forward and make an allegation.
25. Number of other potential victims. You do not need to fill out a victim survey for the potential victims in this question.
26. Breakdown of ages of alleged victims. Only fill this in for the victims who have made allegations, not the potential victims listed in Question 25. If the exact age of a victim cannot be determined then approximate the age based upon the information available.

Responses to Allegations Made Against Cleric

27. Identify all the specific actions taken with this cleric in response to all the abuse allegations associated with this cleric.
28. If reinstated, identify where.
29. Identify years in which action(s) was taken. If multiple actions were taken, identify all years in which those actions were taken.
30. Identify all the specific treatment strategies and protocols attempted with this cleric. Questions 31-34 address the particulars of treatment. Clerics not assigned to any treatment will have no data in Questions 31-34.
31. Identify the specific facility where the cleric participated in treatment. If the treatment center is not listed, check other and write in the proximate location of the treatment site.
32. The number of different enrollments or discrete participations in sex abuse / offender treatment programs designed or intending to achieve this type of remediation is sought.
33. Did the cleric complete the programs? If the cleric participated in more that one and completion is mixed, please characterize the completions of the treatment programs.
34. Did the cleric have allegations made against him after participating in a treatment program?
35. After you have reviewed the record of this cleric there may be facts, entries or comments that you will have found that provide added understanding concerning the cleric and responses made to the allegation of sexual abuse. Please share you insights into your reading of the record.

REMEMBER, DO NOT WRITE IN THE NAMES OF ANY CLERICS OR VICTIMS OF ABUSE!!

APPENDIX A1.1.6
WRITTEN INSTRUCTIONS

Victim Survey. This must be completed for each victim of each cleric. Before you begin, photocopy the victim survey so that you have enough for all victims. If you need additional copies, you can print them out from the floppy disk. Remember to write the number of the cleric who allegedly abused this victim in the upper right hand corner of the survey instrument. Once you are finished, staple or clip together the associated cleric and victim survey instruments.

1. Gender as indicated.
2. Date alleged abuse of this victim *occurred* by this cleric. If the abuse occurred over a period of time, list the range of dates the abuse occurred. If there is no specific date(s) known, approximate the date or range of dates to the best of your knowledge based upon the files.
3. Date abuse was *reported*.
4. Person who made the allegation in Question 3.
5. How was the allegation made in Question 3.
6. Were any follow-ups made by the victim or anyone acting for the victim?
7. Number of follow-ups. Explain the method of follow up (letter, telephone, conversations).
8. Number of times this victim was abused by this cleric. If you do not know the specific number, check numerous.
9. Did other clerics allegedly abuse this victim?
   Please note the clerics identified here will have data from their files developed for this victim.
10. Total number of clerics who allegedly abused this victim.
11. If other clerics abused this victim, explain the sequential position of this cleric's alleged abuse, relative to other clerics' alleged involvement with this victim.
12. Victim's age at the time of, or beginning of, the alleged abuse.
13. Victim's age when the abuse ended, if it occurred over a period of time.
14. Age of victim at the time the first complaint or first allegation was expressed in Question 3.
15. Elapsed time between when the time of the first reported abuse and when the abuse occurred. Specify months or years.
16. Situation where cleric and victim first encountered each other. If the record is not descriptive, then identify the earliest encounter available in the record.
17. Cleric's duty or role when encountering the victim initially.
18. Did the cleric have social contact of any kind with the victim's family?
19. Type of socialization had with victim's family. Enter all the types of interactions with any of the victim's family members.
20. Identify ALL types of abuse that allegedly occurred against this victim.
21. Did cleric make any overt or implied threats directed at the victim or family members or did the victim or family members perceive that a threat was made by the cleric?
22. Nature of all threats alleged by cleric directed at victim or family members.
23. Where the alleged abuse(s) occurred.
24. When the alleged abuse(s) occurred.
25. Did the victim or family receive or have offered any type of gift, inducement, favor, benefit that had a relationship to the abuse or in response to the allegation?
26. What gift(s) was offered?
27. Were any other enticements offered to encourage the victim to participate in the abuse?
28. What were the enticements?
29. With whom did the victim live at the time of the abuse or earliest abuse in the record?
30. Did this victim have any siblings who were also allegedly abused by this cleric?
31. Was the *victim* under the influence of drugs or alcohol at any time during the abusive period?
32. Was the *cleric* under the influence of drugs or alcohol at any time during the abusive with this particular victim?
33. At any time in the association between this cleric and this victim, was there a diocesan inquiry, investigation or fact finding related to the abuse or first abuse allegation?
34. What was the result of that inquiry?

35. As a result of that inquiry, investigation or fact finding what actions were taken against the cleric? If multiple actions were taken singly or together enumerate that range of actions applied against this cleric in response to this victim's allegation(s).
36. Did the Church report its findings to the victim or victim's family?
37. Any type of complaint reported to police or governmental representative involving this cleric and this victim?
38. Was there a criminal investigation?
39. Identify any criminal charge(s) brought against this cleric as a result of the victim's allegations.
40. Specific charges brought involving this cleric and this victim. If more that once charge brought, enter all those brought.
41. Any criminal convictions, including plea agreements associated with any charges in Question 40.
42. Specify the offense for which the cleric was convicted.
43. Sentence or penalty imposed as a result of the criminal conviction(s).
44. Length of sentence imposed as a result of any criminal convictions.
45. Any civil action brought against the cleric or religious institute?
46. Other legal actions, including secular administrative remedies sought related to this cleric and this victim.

Financial information

47. Compensation (monetary or things of value in any form) made directly or indirectly to the victim, victim's family, representative, etc.
48. Total value expended for victim's compensation from all sources.
49. Identify the amount of money in Question 48 that was derived from insurance.
50. Total value expended for victim's treatment.
51. Identify the amount of money in Question 50 that was derived from insurance.
52. Total value expended for the treatment of the cleric.
53. Identify the amount of money in Question 52 that was derived from insurance.
54. Identify the total amount of monies paid to the attorneys in regard to this victim.

REMEMBER, DO NOT WRITE IN THE NAMES OF ANY CLERICS OR VICTIMS OF ABUSE!!

When you complete all the surveys, please send them to the independent auditor. The independent auditor's address is:

Roger C. Viadero, CPA, CGFM
Ernst & Young, LLP
1225 Connecticut Avenue, NW
Washington, DC 20036

Appendix A1.1.7
RESEARCH PARTICIPATION STATEMENT

Catholic Bishops' Study

RESEARCH PARTICIPATION STATEMENT

To be retained by the study participant.

This letter explains the purpose of the work you have been asked to do for the Catholic Bishops' Study, the paramount importance we give to maintaining the confidentiality of those persons you will read about in the church or diocesan files, and your right to receive counselling if, as a result of this work, you become distressed or uncomfortable. If you wish to discontinue the work, you have the right to withdraw from the project and another person will be chosen to complete the work.

Purpose

The Charter for the Protection of Children and Young People, issued by the Conference of Catholic Bishops in June of 2002, calls for the promotion of healing and reconciliation within the Catholic Church in the United States, sets out a basis for an effective response to future allegations of abuse and establishes procedures for accountability for church leaders. A significant part of this last commitment is Article 9, which reads:

> The work of the Office for Child and Youth Protection will be assisted and monitored by a Review Board, including priests, appointed by the Conference President and reporting directly to him. The Board will approve the annual report of the implementation of this Charter in each of our dioceses/eparchies, as well as any recommendations that emerge from this review, before the report is submitted to the President of the Conference and published. To understand the problem more fully and to enhance the effectiveness of our future response, the National Review Board will commission a comprehensive study of the causes and context of the current crisis. The Board will also commission a descriptive study, with the full cooperation of our diocese/eparchies, of the nature and scope of the problem within the Catholic Church in the United States, including such data as statistics on perpetrators and victims.

This project is the descriptive study, and its importance to the Catholic Church and to the larger research community cannot be overstated.

Confidentiality

All information that you report will remain completely confidential. It is of paramount importance that you not make any notation of any name or other personal information on the survey instruments as you complete them, or make any mention to anyone of any person whose name you read in a file while doing this work.

Specifically, you are asked to take particular care to ensure that:

- Any and all notes or scratch paper that you use to complete the work be destroyed at the end of each day.
- That you refrain from any discussion of the work with any person outside of the church or anyone who does not already have access to the files of alleged abusers.
- That if you call the researchers for assistance you prepare to ask your questions of them without using any names or other personal information.
- That no names are included in any material sent to the Review Board.
- That no identifying information that could link an individual to the information on a survey instrument be included when the material is sent to the Review Board.
- That completed surveys be placed first in one envelope with no external markings, then in another envelope for mailing to the Review Board.
- That you will not discuss the work you have done on this research study either during or after its completion.

Strict adherence to the principles of confidentiality will help ensure the quality of the results.

Counseling

There is a possibility that the materials you will be reviewing in the files will give rise to feelings of unhappiness, distress, embarrassment or worry. Should you find that this work becomes difficult to do or makes you sad or angry, and you wish to talk to a professional who is trained as a counsellor, you are asked to speak to the head bishop of your diocese immediately. He will remove you from this project and refer you to a counsellor to speak to about your feelings of distress.

If you ask that the responsibility for this work be given to another person, your request will be honoured.

If you understand and agree to all of the above information, please sign and date this form.

Name (written) _____

Signature _____ Date _____

Appendix A1.1.7
RESEARCH PARTICIPATION STATEMENT

Catholic Bishops' Study

AFFIRMATION

I have read the Research Participation Statement and understand each of its sections. I confirm that I understand both the purpose of and the procedures for this work

I am committed to the principles of confidentiality and the protection of human subjects and will adhere to both the spirit and the letter of what I have been asked to do to protect the privacy of the persons whose information is included in the files.

I affirm that I will seek assistance should I come to feel distressed by this work.

Print Name: _____

*Signature:*_____

*Date:*_____

APPENDIX A1.1.8
DHHS LETTER

DEPARTMENT OF HEALTH & HUMAN SERVICES Public Health Service

National Institutes of Health
National Institute of Child He
and Human Development
Bethesda, Maryland 20892

November 14, 2003

Karen Terry, Ph.D.
John Jay College of Criminal Justice
Department of Law, Police Science and Criminal Justice Administration
899 Tenth Avenue
New York, NY 10019

Dear Dr. Terry:

This letter responds to your request for a certificate of confidentiality under Section 301(d) of the Public Health Service Act, 42 U.S.C. 241(d), for a project entitled "The Nature and Scope of the Problem of Sexual Abuse of Children by Catholic Priests and Deacons within the United States." The project is funded through a contract from the National Review Board of the U.S. Conference of Catholic Bishops. Thank you for the extensive information you have provided in support of this application.

Your study offers the potential for new knowledge to be developed, and it is hoped that the causes of child sexual abuse may be better understood and that future harm to children may be prevented. NIH supports these goals and applauds your initiative in undertaking this important study. However, after careful deliberation concerning the relevant facts and circumstances, we have determined that a certificate is not necessary to achieve the research objectives.

Your study plan includes multiple and wide-ranging protections for subject identifiers such that the IRB reviewing your work determined the study design to be sufficiently subject-protective that it found no more than minimal risk to the subjects and waived the requirement for informed consent under 45 C.F.R. § 46.116. The authority to issue certificates of confidentiality is an extraordinary legal power vested with the Secretary, Department of Health and Human Services and his delegates to promote the participation of subjects in sensitive research by assuring them that investigators cannot be compelled to release information that could be used to identify them. NIH issues them sparingly and generally requires that subjects be informed about the certificate.

Given your study design and other factors identified in the written application and follow-up meetings, we do not believe a certificate is necessary to achieve your research goals. Again, thank you for providing us with the extensive information on which we based this decision. I wish you every success in completing your research.

Sincerely,

Charlotte Catz, M.D.

Charlotte Catz, M.D.
Special Assistant for Clinical Research

APPENDIX A1.2.1
CHURCH REGIONS

REGION 1
MAINE
VERMONT
NEW HAMPSHIRE
MASSACHUSETTS
CONNECTICUT
RHODE ISLAND

REGION 2
NEW YORK

REGION 3
PENNSYLVANIA
NEW JERSEY

REGION 4
DELAWARE
MARYLAND
VIRGINIA
WASHINGTON D.C.
WEST VIRGINIA

REGION 5
KENTUCKY
TENNESSEE
MISSISSIPPI
ALABAMA
LOUISIANA

REGION 6
MICHIGAN
OHIO

REGION 7
INDIANA
ILLINOIS
WISCONSIN

REGION 8
NORTH DAKOTA
SOUTH DAKOTA
MINNESOTA

REGION 9
NEBRASKA
KANSAS
IOWA
MISSOURI

REGION 10
OKLAHOMA
TEXAS
ARKANSAS

REGION 11
CALIFORNIA
NEVADA
HAWAII

REGION 12
OREGON
IDAHO
WASHINGTON
ALASKA
MONTANA

REGION 13
WYOMING
UTAH
COLORADO
ARIZONA
NEW MEXICO

REGION 14
NORTH CAROLINA
SOUTH CAROLINA
GEORGIA
FLORIDA